



RoleLLM: Benchmarking, Eliciting, and Enhancing Role-Playing Abilities of Large Language Models

Zekun Moore Wang^{1,9*}, Zhongyuan Peng^{2*}, Haoran Que^{1*}, Jiaheng Liu[†], Wangchunshu Zhou³, Yuhan Wu⁸, Hongcheng Guo¹, Ruitong Gan⁴, Zehao Ni², Jian Yang¹, Man Zhang⁸, Zhaoxiang Zhang^{5†}, Wanli Ouyang⁶, Ke Xu¹, Stephen W. Huang⁷, Jie Fu⁹, Junran Peng⁵

¹Beihang University; ²University of the Chinese Academy of Sciences; ³ETH Zürich;

⁴The Hong Kong Polytechnic University; ⁵Institute of Automation, Chinese Academy of Sciences; ⁶Shanghai AI Lab; ⁷Harmony.AI;

⁸Beijing University of Posts and Telecommunications; ⁹The Hong Kong University of Science and Technology;

zenmoore@buaa.edu.cn, liujiaheng@buaa.edu.cn

Abstract

The advent of Large Language Models (LLMs) has paved the way for complex tasks such as role-playing, which enhances user interactions by enabling models to imitate various characters. However, the closed-source nature of state-of-the-art LLMs and their general-purpose training limit role-playing optimization. In this paper, we introduce RoleLLM, a framework to benchmark, elicit, and enhance role-playing abilities in LLMs. RoleLLM comprises four stages: (1) Role Profile Construction for 100 roles; (2) Context-Based Instruction Generation (Context-Instruct) for role-specific knowledge extraction; (3) Role Prompting using GPT (RoleGPT) for speaking style imitation; and (4) Role-Conditioned Instruction Tuning (RoCIT) for fine-tuning open-source models along with role customization. By Context-Instruct and RoleGPT, we create RoleBench, the first systematic and fine-grained character-level benchmark dataset for role-playing with 168,093 samples. Moreover, RoCIT on RoleBench yields RoleLLaMA (English) and RoleGLM (Chinese), significantly enhancing role-playing abilities and even achieving comparable results with RoleGPT (using GPT-4)¹.

1 Introduction

Large Language Models (LLMs) like ChatGPT², GPT-4 (OpenAI, 2023), and PaLM (Chowdhery et al., 2022) are widely considered as significant milestones in the evolution of AI. The advent of LLMs has facilitated a paradigm shift in the Natural Language Processing (NLP) community, redirecting focus from traditional downstream tasks (e.g., translation (Liu et al., 2020), and question-answering (Brown et al., 2020; Raffel et al., 2020))

to more complex and agent-level tasks (e.g., tool-use (Schick et al., 2023; Qin et al., 2023a), and role-playing (Shanahan et al., 2023)). Among these applications, role-playing aims to enable or customize LLMs to simulate various characters or personas with distinct attributes and conversational styles, which provides a more nuanced interaction experience for users, and renders LLMs more familiar and companionable (Wang et al., 2023b).

However, existing open-source LLMs are predominantly trained on general domains and lack specific optimization for role-playing. Besides, while state-of-the-art (SOTA) LLMs like GPT-4 (OpenAI, 2023) exhibit advanced role-playing capabilities, their closed-source nature imposes constraints including high API costs, unavailability of fine-tuning, and limited context window size.

To mitigate these issues, several methods have been previously proposed for both closed-source and open-source models (Li et al., 2023b; Park et al., 2023; Chen et al., 2023a; Salemi et al., 2023; Wei et al., 2023). Nevertheless, they have the following limitations: (1) **limited granularity**: they mainly focus on coarse-grained personality traits, professions, or personas (Li et al., 2023b; Park et al., 2023; Wei et al., 2023; Chen et al., 2023a) (e.g., programmer, writer), neglecting more complex, finer-grained role-playing at the character level (e.g., Sherlock Holmes) for nuanced interactions and enriched experiences; (2) **lack of data and benchmark**: there is a lack of high-quality, diverse, and extensive open-source datasets, as well as a shortage of benchmarks for evaluation; (3) **API and context costs**: methods relying on closed-source models such as ChatGPT and GPT-4 (OpenAI, 2023) cannot be freely fine-tuned and hence require all supplementary information to be included in the prompt, unnecessarily occupying the context window. Besides, API costs are prohibitively high. Therefore, exploring solutions that minimize context window utilization and are based on fine-

* First three authors contributed equally.

† Corresponding Author: Jiaheng Liu, Zhaoxiang Zhang.

¹All resources are available in <https://github.com/InteractiveNLP-Team/RoleLLM-public>

²<https://chat.openai.com/>

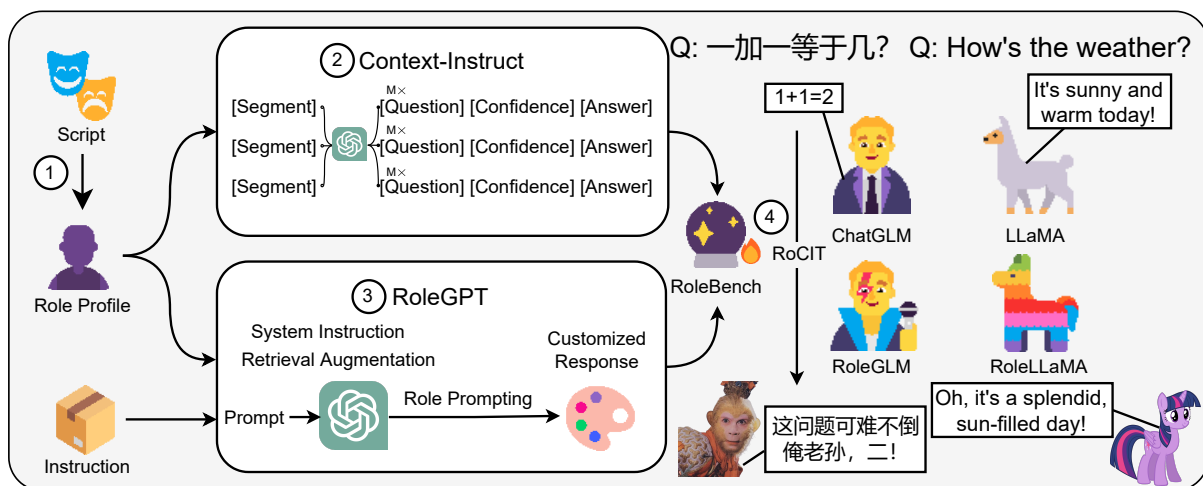


Figure 1: Illustration of RoleLLM. RoleLLM comprises four stages: (1) role profile construction; (2) context-based instruction generation (Context-Instruct), for extracting role-specific knowledge and episodic memories; (3) role prompting using GPT (RoleGPT), for the imitation of speaking styles; and (4) role-conditioned instruction tuning (RoCIT), using the data generated by Context-Instruct and RoleGPT to enhance existing open-source LLMs.

tuning open-source models is worth researching.

In this paper, we introduce RoleLLM, a role-playing framework of data construction, evaluation, and solutions for both closed-source and open-source models. In Figure 1, RoleLLM includes four key stages: **(1) Role Profile Construction**: we construct profiles for **95** English and **5** Chinese roles at a fine-grained character level with diverse personalities, selected from 916 English and 24 Chinese scripts; **(2) Context-Based Instruction Generation (Context-Instruct)**: we use GPT to generate high-quality QA pairs from segmented profiles to extract role-specific knowledge; **(3) Role Prompting using GPT (RoleGPT)**: we elicit role-playing abilities in GPT via dialogue-engineering-based role prompting, utilizing system instruction and retrieval augmentation, to generate responses for speaking style imitation; and **(4) Role-Conditioned Instruction Tuning (RoCIT)**: by fine-tuning open-source LLaMA (Touvron et al., 2023) and ChatGLM2³ (Du et al., 2022; Zeng et al., 2022) with context-efficient role conditioning on **RoleBench** with **168,093** role-playing samples generated by Context-Instruct and RoleGPT, we obtain **RoleLLaMA** and **RoleGLM**. Note that, to the best of our knowledge, RoleBench is the first systematic instruction-tuning dataset and benchmark for fine-grained role-playing.

In our experiments, we use three Rouge-L metrics (Lin, 2004), GPT, and human evaluation to assess models on speaking style imitation, answering accuracy, and role-specific knowledge capturing.

³<https://github.com/THUDM/ChatGLM2-6B>

Our principal findings are: (1) dialogue engineering is favored over prompt engineering by GPT evaluators for RoleGPT; (2) RoleBench markedly improves models’ role-playing abilities, achieving competitive results with RoleGPT in some cases; (3) RoleLLaMA exhibits robust generalization in terms of speaking style imitation and accuracy to unseen roles, requiring only role descriptions and catchphrases for effective adaptation, allowing users seamless customization of new roles; (4) system-instruction-based approach surpasses retrieval augmentation in role customization effectiveness and context efficiency; (5) Context-Instruct significantly enhances models’ knowledge about their roles, outperforming retrieval-augmentation-based methods when using noisy role profiles. We refer the readers to Appendix A for demonstrations and comparative case studies.

In summary, this study aims to elicit, benchmark, and enhance the role-playing abilities of GPT and open-source large language models, aspiring to spur further research in role-playing LLM agents.

2 Methods

In this section, we delineate our approaches to role-playing. We first introduce the design principles underlying our solutions (§2.1). Then, we illustrate two role-playing data augmentation mechanisms: RoleGPT (§2.2), and Context-Instruct (§2.3). Finally, we present role-conditioned instruction tuning (RoCIT) associated with system-instruction-based role customization procedure (§2.4).

2.1 Design Principles

Speaking Style Imitation. To mimic the speaking style of specific roles, the model’s responses to instructions should meet two criteria by our design: (1) **Lexical Consistency**: the model’s responses should incorporate catchphrases or idiomatic expressions commonly used by the character to ensure lexical alignment with the role’s unique verbal style; (2) **Dialogic Fidelity**: the model should generate responses that are not only contextually appropriate but also stylistically similar to example dialogues of the character. For example, a pirate character’s lexical consistency involves frequent use of nautical jargon like “*aweigh*” as well as pet phrases like “*matey*” or “*ahoy*”. Besides, dialogic fidelity should capture the character’s unique syntax and tone (e.g., colloquial expressions, a gruff manner of speaking, and a tone that evokes a sense of adventure and lawlessness).

Role-Specific Knowledge and Memory Injection. Another crucial facet of role-playing is to infuse role-specific knowledge and episodic memories⁴. Two distinct categories of knowledge are considered: (1) **Script-Based Knowledge**, which involves explicit details documented in scripts, such as detailed character background, episodic memories, and specific events that the character has experienced; (2) **Script-Agnostic Knowledge**, which encompasses general knowledge or expertise that the character may possess. For example, when acting as Iron Man, an LLM should contain script-based knowledge (e.g., Tony Stark’s creation of the first Iron Man suit while held captive in a cave) and script-agnostic knowledge related to being an entrepreneur (e.g., business acumen, leadership qualities, and expertise in technology).

2.2 RoleGPT

Given constraints on fine-tuning, customizing ChatGPT for role-playing typically involves prompting, such as zero-shot custom instructions⁵ and few-shot prompt engineering (i.e., in-context learning) (Brown et al., 2020; Dong et al., 2023). However, for ChatGPT and GPT-4 which have traded their in-context learning ability for dialogue history modeling (Fu et al., 2022), traditional few-shot prompt engineering is insufficient to fully elicit

⁴For simplicity, we will henceforth refer to both as “role-specific knowledge” in the following text.

⁵<https://openai.com/blog/custom-instructions-for-chatgpt>

role-playing abilities. Thus, we modify the few-shot prompting approach to dialogue engineering, as illustrated in Box 2.2 (Please see Appendix I.1 for detailed prompts).

Few-Shot Dialogue Engineering.

```
<lim_start>system
You are Twilight Sparkle, ...<lim_end>
<lim_start>user
{Q1}<lim_end>
<lim_start>assistant
{A1}<lim_end>
...
<lim_start>user
{QN}<lim_end>
<lim_start>assistant
{AN}<lim_end>
<lim_start>user
{user instruction}<lim_end>
```

Specifically, we first use the audited⁶ GPT-4 to generate character descriptions and catchphrases as the core of the custom instructions (i.e., system instructions). Then, we include an overall role-playing task instruction like “Please speak like [role_name]” and retrieve top-5 relevant dialogue pairs in the role profile using BM25 (Robertson and Zaragoza, 2009) as few-shot demonstrations. By doing so, RoleGPT’s responses can capture the characters’ speaking styles and include some role-specific knowledge. However, the sparsity and noise in the profiles limit the effectiveness of knowledge discovery via retrieval augmentation.

2.3 Context-Instruct

To enhance the density of role-specific knowledge within the synthetic instruction dataset, we introduce Context-Instruct for long-text knowledge extraction and instruction generation. The role-specific instruction generation comprises three steps: (1) segmenting role profiles; (2) generating question-confidence-answer triplet candidates; and (3) filtering and post-processing low-quality data. We will provide a brief overview as follows (Please refer to Appendix B for details).

Role Profile Segmentation. Given the limited context size of GPT, we meticulously partition

⁶The audit involves asking GPT-4 basic questions about each character, and human annotators then verify to make sure that GPT-4 knows well about the character.

role profiles into more manageable segments. A role profile includes (a) role description and catchphrases, as well as (b) structured dialogues (c.f., Appendix H). Segment (a) is used to obtain script-agnostic instructions, and numerous segments of (b) are used to obtain script-based instructions.

Instruction and Response Generation. As illustrated in Figure 1, in the process of generating candidates for role-specific instruction data, three elements are considered: a question (Q) related to a given segment (i.e., context), the corresponding answer (A), and a confidence score with rationale (C). A LLM is used to generate these triplets for each role and segment. We observed that generating QA pairs without a confidence score resulted in lower-quality questions, often appearing incompleteness for script-based instructions due to assumptions of prior knowledge, or containing hallucinations for script-agnostic instructions due to lack of context. To address this, inspired by (Lin et al., 2022) and (Xiong et al., 2023), the model is prompted to also generate a confidence score with rationale to evaluate the question completeness or factualness. The prompt template includes role description, catchphrases, few-shot examples and task instructions for speaking style imitation and triplet generation⁷. The generation process yields at least 400 candidates per role with multiple model runs.

Data Filtering and Post-processing. The filtering procedure involves confidence-score-based filtering and de-duplication to ensure data quality and diversity. Please refer to Appendix B for more details about filtering and post-processing.

2.4 RoCIT

There are two types of augmented data: one for general-domain instructions, generated by RoleGPT, and the other for role-specific instructions, generated via Context-Instruct. Fine-tuning on these data not only improves the models’ speaking styles but also embeds role-specific knowledge into their weights. By applying this to LLaMA for English and ChatGLM2 for Chinese, we obtain RoleLLaMA and RoleGLM. In contrast to vanilla supervised fine-tuning, we employ role-conditioned fine-tuning that integrates particular strategies for role customization, which includes

⁷The data generated by Context-Instruct exhibits a less distinct speaking style compared to that generated by RoleGPT, due to fewer demonstrations to ensure dialogic fidelity.

system instruction (ours, §2.4) and retrieval augmentation (c.f., §2.2 and §4.3).

Customization by system instruction. We prepend a system instruction to the inputs with the role name, description, catchphrases, and role-playing task instruction as in RoleGPT. Following Alpaca (Taori et al., 2023), the chat markup language for RoleLLaMA is “### Instruction:\n{system instruction}</s>\n\n### Input:\n{user input}</s>\n\n### Response:\n{model response}</s>”⁸. We supervise only the responses and special tokens shown in blue. During inference, users can easily modify LLM’s role via system instruction, minimizing the context window consumption compared with retrieval augmentation.

3 RoleBench

In this section, we introduce the details of RoleBench, which can be used to assess and enhance role-playing capabilities.

3.1 Data Construction

The construction of the RoleBench dataset comprises five steps: (1) selection of roles; (2) construction of role profiles; (3) sampling of general instructions; (4) generation of raw RoleBench data; and (5) cleaning of the RoleBench dataset.

Firstly, we meticulously select 100 representative and distinctive characters with the help of GPT-4 from a diverse range of scripts, including those from NLP Movie Scripts⁹, SumScreen (Chen et al., 2022), and manually curated Chinese scripts. **Secondly**, role profiles are composed of GPT-4-generated role descriptions and catchphrases, verified by authors, and structured dialogues parsed from scripts (c.f., Appendix H). **Thirdly**, we randomly sample 1,500 English general instructions from multiple datasets, comprising Super-NaturalInstruct (Wang et al., 2022b), UltraChat (Ding et al., 2023), and Alpaca’s (Taori et al., 2023). We also sample COIG (Zhang et al., 2023a) and BELLE’s (Yunjie et al., 2023) to obtain 1,479 Chinese general instructions. All sampled instructions contain no more than 100 words. We de-duplicate them based on BM25 (Robertson and Zaragoza, 2009) similarities. **Fourthly**, we use RoleGPT to obtain multiple responses for each general instruction and use Context-Instruct to gener-

⁸For RoleGLM, it is translated into Chinese.

⁹<https://github.com/PedroUria/NLP-Movie-Scripts>

Metric	Value
# of role categories	30
# of script categories	20
# of English roles	95
# of Chinese roles	5
# of samples / instructions	168,093 / 23,463
- of general-purpose	147,609 / 2,979
- of role-specific	20,484 / 20,484

Table 1: RoleBench Statistics (See Table 9 for details).

Quality Review Question	Yes %
Does the response address the instruction?	100%
+ Does the response reflect the role’s speaking style and personality traits?	84%
+ Does the response correctly and elegantly embody the role’s style, personality, and knowledge?	77%

Table 2: Data quality review.

ate role-specific question-answer pairs. **Lastly**, the obtained raw dataset undergoes a thorough cleaning to ensure response completeness, AI and role identity concealment, and non-rejection. Please see Appendix C for further details.

3.2 Data Analysis

We utilize GPT-4 API to obtain **RoleBench-general-en** (English) and **RoleBench-general-zh** (Chinese)¹⁰. Context-Instruct is based on GPT-3.5 API to produce **RoleBench-specific-en** and **RoleBench-specific-zh**. Role selection, as well as description and catchphrase generation, are all executed using GPT-4 API. The parameters for GPT API calling are shown in Appendix E. Below, we provide an overview of RoleBench and refer the readers to Appendix D.3 for the list of roles.

Statistics and Quality. Table 1 provides basic statistics for RoleBench. Following (Wang et al., 2022a), we randomly sampled 100 instances from general and role-specific subsets respectively to evaluate the quality of RoleBench, and then we asked expert annotators to assess their qualities in three aspects. The results in Table 2 indicate that most of them are of high quality. Please see Appendix J for valid and invalid examples.

¹⁰<https://platform.openai.com/>

Diversity. We analyze diversity of RoleBench. Figure 4 shows verb-noun structure of RoleBench instructions, where the top 10 verbs (inner circle) and their top 4 direct noun objects (outer circle) are depicted with 5.6% of instructions. Besides, we categorize RoleBench roles into multiple classes and build a word cloud to show their diversity in Figure 3. The length distributions of instructions and responses are shown in Figure 5.

Example. Box 3.2 is an example in RoleBench:

An Example in RoleBench.

Role: Dr. Hannibal Lecter
Instruction: Determine the length of the item in the given list: [apple, banana, cherry].
Response: Three, my dear. The list contains an apple, a banana and a cherry. Quite the charming little selection of fruits, isn't it?

Please refer to Appendix J for more examples.

4 Experiments

4.1 Experiment Setup

RoleLLaMA & RoleGLM. The LLaMA-7B model (Touvron et al., 2023) is fine-tuned on both RoleBench-general-en and RoleBench-specific-en utilizing LoRA tuning (Hu et al., 2022). Similarly, the ChatGLM2-6B¹¹ model (Zeng et al., 2022; Du et al., 2022) is fine-tuned on RoleBench-general-zh and RoleBench-specific-zh employing the same technique. It is worth noting that LLaMA-7B is only a pre-trained model, and ChatGLM2-6B is post-trained with enhanced instruction-following and dialogue capabilities. For simplicity, unless specifically noted, RoleLLaMA by default refers to the role-playing models trained from LLaMA-7B. Please refer to Appendix E for more details.

Baselines. RoleGPT is a strong baseline for both Chinese and English roles (GPT-4). For English roles, LLaMA-7B and its instruction-tuned variants, Vicuna-13B (Chiang et al., 2023) and Alpaca-7B (Taori et al., 2023), are as baselines. For Chinese roles, ChatGLM2-6B and Yi-6B-Chat¹² are baselines. Character.AI¹³ and ChatPLUG (Tian et al., 2023) are two baselines specifically designed for role-playing. We also use models trained on script data in a multi-turn conversation mode as additional baselines.

¹¹<https://github.com/THUDM/ChatGLM2-6B>

¹²<https://huggingface.co/01-ai/Yi-6B-Chat>

¹³<https://beta.character.ai/>

¹⁴Unlike experiments in §4.2, we use test split of unseen roles, rather than all splits, to prevent data leakage.

Model	CUS	RAW	SPE	avg.
RoleGPT	57.6	53.2	32.3	47.7
LLaMA	12.9	12.3	25.5	16.9
LLaMA-script	8.3	5.1	10.8	8.1
Alpaca	24.2	35.3	27.0	28.8
Vicuna	21.0	25.5	29.1	25.2
ChatPLUG	24.0	34.7	25.8	28.2
Character.AI	41.9	45.7	30.3	39.3
LLaMA-2-7B-Chat	16.2	26.2	21.4	21.2
RoleLLaMA-7B	32.9	37.6	38.1	36.2
RoleLLaMA2 (13B-Chat)	37.5	47.9	48.8	44.7

(b) GPT-4 and Human Evaluation (Win Rate).

Model	GPT-4	Human
Vicuna	32.0	23.4
Alpaca	16.0	20.0
ChatPLUG	3.8	16.4
Character.AI	31.4	30.2
RoleLLaMA-7B	55.8	52.0

Table 3: Results of using Rouge-L, GPT, and Human Evaluation for instruction generalization.

Evaluation Protocol. We employ Rouge-L (Lin, 2004) to measure the overlap between model predictions and ground truths. The ground truths comprise three categories: (1) Raw ground-truths of general instructions without role-playing (**RAW**); (2) Customized general instruction responses with role-playing from RoleBench-general (**CUS**); (3) Role-specific instruction responses from RoleBench-specific (**SPE**). **RAW** assesses the model’s response accuracy to instructions. **CUS** gauges the model’s ability to mimic the speaking style associated with a particular role. **SPE** tests the model’s role-specific knowledge and memories. Following AlpacaEval (Li et al., 2023c), we also use GPT as an evaluator, given the proven reliability of GPT evaluators (Fu et al., 2023; Gilardi et al., 2023; Zheng et al., 2023). GPT evaluator prompts, with minor modifications from AlpacaEval’s¹⁵, are detailed in Appendix I.5. These prompts aid in sample comparison and ranking to obtain a **win rate** or an **average ranking**. Our train-test set splitting strategy focuses on two dimensions: (1) Instruction-

¹⁵https://github.com/tatsu-lab/alpaca_eval/blob/main/src/alpaca_eval/evaluators_configs/alpaca_eval_gpt4/alpaca_eval.txt

Model	CUS	RAW	SPE	avg.
RoleGPT	53.7	57.5	24.8	45.3
ChatGLM2	39.4	50.6	31.0	40.3
ChatGLM2-script	14.0	30.7	9.1	17.9
ChatPLUG	38.9	61.4	31.0	43.8
Character.AI	42.0	55.8	28.7	42.2
Yi-6B-Chat	40.6	56.5	26.9	41.3
RoleGLM	50.5	52.6	34.1	45.7

(b) GPT-4 and Human Evaluation (Win Rate).

Model	GPT-4	Human
ChatGLM2	24.2	19.6
ChatPLUG	28.9	19.9
Character.AI	28.2	19.0
RoleGLM	36.4	52.4

Table 4: Results of using Rouge-L, GPT, and Human Evaluation for instruction generalization.

Model	CUS	RAW	SPE	avg.
RoleGPT	60.2	53.2	29.9	47.8
LLaMA	13.2	12.3	25.5	22.4
Alpaca	23.2	35.3	25.9	30.2
Vicuna	20.8	25.5	27.8	28.4
ChatPLUG	28.7	34.7	25.0	29.5
RoleLLaMA-7B	41.3	41.1	25.7	36.0

(b) GPT-4 and Human Evaluation (Win Rate).

Model	GPT-4	Human
Alpaca	12.0	28.2
Vicuna	31.0	32.4
ChatPLUG	8.8	12.0
LLaMA-2-7B-Chat	20.8	26.2
20.2	22.4	
RoleLLaMA-7B	64.5	56.1

Table 5: Results of using Rouge-L, GPT-4, and Human Evaluation for role generalization.

based splits for assessing **instruction generalization**; and (2) Role-based splits for assessing **role generalization**, limited to English. Note that we test Character.AI on a subset with 500 instructions in the test split as it doesn’t offer an API access and we have to manually operate on its website and collect results. Furthermore, we also conduct human evaluation on this subset. We invite three graduate

students specializing in NLP to participate in the evaluation. The human evaluation follows the same methodology used in the GPT evaluations. Please refer to Appendix F for more details.

4.2 Main Experiments

Instruction Generalization (English). Tables 3a and 3b present the Rouge-L, GPT, and human evaluation scores respectively, for the instruction generalization. For the GPT-4 and human evaluation, each model is compared with our RoleGPT to determine a win rate, signifying the frequency at which a model is favored over RoleGPT. We observe that RoleLLaMA shows a considerable enhancement in role-playing performance compared to instruction-tuned baselines, the vanilla base model, and the previous role-playing models, in terms of speaking style imitation (**CUS**), response accuracy (**RAW**), and role-specific knowledge (**SPE**). Moreover, LLaMA-script directly tuned on original conversation data in scripts, even underperforms base LLaMA, which shows the imperative need for denoising of script data. The comparison between Alpaca/Vicuna and LLaMA indicates the efficacy of general-purpose instruction tuning in role-playing. However, the discrepancy between RoleLLaMA and Alpaca/Vicuna underscores the necessity to enhance their role-playing capabilities beyond mere general-purpose instruction-following. Besides, despite RoleLLaMA trailing behind RoleGPT in terms of speaking style imitation (**CUS**) and response accuracy (**RAW**)¹⁶, it surpasses RoleGPT in role-specific knowledge, indicating the efficacy of our Context-Instruct technique.

Instruction Generalization (Chinese). We also conduct experiments using instruction-tuned LLMs for 5 Chinese roles (Table 4a and Table 4b). We find that even without the enhancement of role-playing data, ChatGLM2 shows notable role-playing performance, particularly in terms of role-specific knowledge. Nevertheless, fine-tuning with RoleBench further enhances its role-playing capabilities across all metrics, even slightly surpassing the scores achieved by RoleGPT.

Role Generalization (English). In Table 5a and Table 5b, considering 10 held-out unseen roles, we observe that RoleLLaMA exhibits performance

¹⁶Note that drawing a direct comparison between RoleLLaMA and RoleGPT may not be equitable, given that RoleGPT is closed-source and the specifics of its model size and instruction tuning data remain undisclosed.

increase in imitating speaking style (**CUS**) and maintaining accuracy (**RAW**). However, for role-specific knowledge (**SPE**), there is not a noticeable improvement over the baselines, which is intuitive, since models with no prior knowledge of an unseen role would naturally exhibit confusion regarding it.

4.3 Ablation Study

Method	SPE
RoleLLaMA (w/o c-inst)	21.4
RoleLLaMA (reaug, w/o c-inst)	19.1
RoleLLaMA (w/ c-inst)	38.1

Table 6: Context-Instruct (**c-inst**) v.s. Retrieval Augmentation (**reaug**) for instruction generalization¹⁷.

Effect of Context-Instruct. To inject role-specific knowledge, a typical approach is to employ retrieval-augmentation role customization strategy (c.f., §2.2 & §4.3). In Table 6, we explore the effect of Context-Instruct to inject role-specific knowledge, comparing it with retrieval augmentation and the absence of both techniques. We observe that Context-Instruct has the capability to substantially augment the models’ role-specific knowledge, and retrieval augmentation may lead to distraction and a lack of robustness due to the noisy nature of the retrieval source discussed in §4.3.

Method	Win Rate	Avg. Ranking
RoleGPT (zsp)	9.3	2.4
RoleGPT (fsp)	29.8	1.9
RoleGPT (fsd)	63.3	1.5

Table 7: GPT-4 Evaluation for prompting strategies.

Effect of different RoleGPT prompting strategies. We employ GPT-4 to evaluate three role prompting methods in §2.2, namely, zero-shot prompt engineering (**zsp**), few-shot prompt engineering (**fsp**), and few-shot dialogue engineering (**fsd**). The evaluation is based on RoleBench-specific-zh in Table 7. The **Win Rate** is the frequency with which a method is ranked first by GPT-4 among the three and **Avg. Ranking** refers to the average ranking position of the method. We observe that few-shot dialogue engineering significantly outperforms few-shot prompt engineering,

¹⁷To ensure the relevance of the signals retrieved from the profiles, we only experiment on role-specific instructions.

and both few-shot approaches excel over the zero-shot approach. These findings underscore the significance of dialogue-mode input formatting and retrieval augmentation for GPT models.

Method	reaug	sys
RoleLLaMA	36.7	38.1
RoleGLM	25.3	34.1
RoleGPT	23.6	23.4

Table 8: Comparing system-instruction-based approach (**sys**) with retrieval-augmentation-based approach. (**reaug**) for role customization (on SPE¹⁷).

Effect of different role customization strategies. We compare two role customization methods: zero-shot system instruction (**sys**, §2.4) v.s. few-shot retrieval augmentation (**reaug**). Retrieval-augmentation-based role customization is akin to the way mentioned in §2.2, we insert retrieved dialogue pairs from profiles into the input, formatted based on the chat markup language of RoleLLaMA and RoleGLM. During both fine-tuning and inference, the input combines system instruction and the retrieved in-context demonstrations. Table 8 shows the superior performance of the system-instruction-based approach over the retrieval-augmentation-based approach for RoleLLaMA and RoleGLM, leading to a higher context efficiency. We suppose that the retrieved in-context examples from profiles are noisy and sparse, which leads to the distraction of the relatively small LLMs (e.g., RoleGLM and RoleLLaMA) and degrades their performance. While larger models such as RoleGPT exhibit greater robustness to noise and sparse information, leading to performance invariability and even performance increase (Li et al., 2022; Shi et al., 2023).

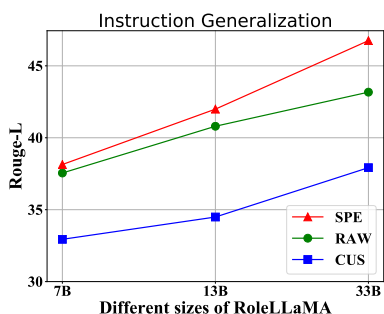


Figure 2: Scaling law of role-playing.

Scaling Law. In Figure 2, we analyze the scaling law of role-playing of RoleLLaMA with different sizes (i.e., 7B, 13B, 33B), and observe that a larger model leads to better results for role-playing.

We refer readers to Appendix G for more experimental analysis such as data mixing strategies, effect of Context-Instruct for role generalization, as well as cross-lingual and cross-cultural role-playing model performance.

5 Related Work

Role-Playing. Recent advances in the LLM community have showcased the potential of LLM customization and role-playing (Wei et al., 2023; Shanahan et al., 2023; Li et al., 2023a; Salemi et al., 2023; Maas et al., 2023; Li et al., 2023b; Chen et al., 2023a; Park et al., 2023). Playing specific roles enables LLMs to become more vivid (Li et al., 2023a), interactive (Maas et al., 2023; Wang et al., 2023b), personalized (Salemi et al., 2023; Halder, 2023), and capable of addressing complex tasks (Li et al., 2023b; Chen et al., 2023a; Qian et al., 2023). For example, Character.AI showcases the advanced role-playing capabilities inherent to LLMs. However, Character.AI is closed-source and doesn’t offer API access. Moreover, open-source LLMs still lag significantly behind SOTA closed-source LLMs such as ChatGPT and GPT-4 in terms of role-playing capability.

Data Augmentation for Instruction Tuning. Instruction tuning (aka., supervised fine-tuning, SFT) aims to enhance LLMs’ ability to follow instructions (Mishra et al., 2022; Longpre et al., 2023; Ouyang et al., 2022; Wang et al., 2023b; Zhang et al., 2023b). One of the main challenges for SFT is to obtain high-quality and diverse instruction data (Zhou et al., 2023; Wang et al., 2022a; Zhang et al., 2023a). However, manually annotating high-quality instruction data is costly. Fortunately, current SOTA LLMs such as GPT-4 (OpenAI, 2023) are increasingly considered superior to human annotators in various tasks and domains (Gilardi et al., 2023; Ding et al., 2023), in terms of both data quality and annotation cost. Thus, employing these LLMs for data augmentation is becoming an increasingly standard practice (Honovich et al., 2022; Taori et al., 2023; Xu et al., 2023; Ding et al., 2023; Qin et al., 2023b; Wang et al., 2023a).

6 Conclusion

We introduce RoleLLM to benchmark, elicit, and enhance role-playing in LLMs. We construct 100 role profiles, propose RoleGPT for speaking style imitation, and Context-Instruct for role-specific knowledge extraction. Through these methods, we

create RoleBench, the first fine-grained benchmark and open-source instruction tuning data for role-playing. We obtain RoleLLaMA and RoleGLM by role-conditioned instruction tuning on RoleBench, which show strong role-playing abilities and are even comparable with RoleGPT (using GPT-4).

Limitations

Our framework is specifically designed for single-turn question-answering settings, which limits its applicability in multi-turn dialogue scenarios. Furthermore, our research and resource releases have been confined to English and Chinese languages. In future work, we plan to incorporate additional languages, with a focus on including more low-resource languages. Additionally, our dataset is currently limited to a selection of publicly available scripts. We see significant potential for expanding our dataset to encompass a wider array of scripts and characters.

Ethics Statement

Since role-playing may lead to jailbreaking (Liu et al., 2023), misuse of RoleLLM could generate sensitive or harmful content, reflecting the violent, explicit, or discriminatory traits of certain characters. This work and its assets are strictly for research purposes, opposing any malicious usage. It’s recommended to employ moderation and filtering mechanisms to curb adverse content dissemination. The responsibility lies with researchers and users to ensure ethical application of RoleLLM. We suggest the following measures to ensure a more responsible utilization of role-playing models:

- 1. Implement Advanced Moderation Tools:** Develop and integrate state-of-the-art content moderation tools that can automatically detect and filter out sensitive, harmful, or inappropriate content generated by RoleLLM.
- 2. Bias Detection and Mitigation:** Continuously work on detecting and mitigating biases in RoleLLM’s outputs, ensuring fairness and minimizing the perpetuation of stereotypes or discrimination.
- 3. Transparency in Development and Use:** Maintain a high level of transparency about the design, capabilities, and limitations of RoleLLM, including clear communication about the model’s decision-making processes.
- 4. Feedback Mechanism:** Implement a robust feedback system that allows users to report ethical concerns and problematic outputs, facilitating continuous improvement and accountability.

References

- Tom Brown, Benjamin Mann, Nick Ryder, Melanie Subbiah, Jared D Kaplan, Prafulla Dhariwal, Arvind Neelakantan, Pranav Shyam, Girish Sastry, Amanda Askell, et al. 2020. Language models are few-shot learners. *Advances in neural information processing systems*, 33:1877–1901.
- Guangyao Chen, Siwei Dong, Yu Shu, Ge Zhang, Sesay Jaward, Karlsson Börje, Jie Fu, and Yemin Shi. 2023a. Autoagents: The automatic agents generation framework. *arXiv preprint*.
- Mingda Chen, Zewei Chu, Sam Wiseman, and Kevin Gimpel. 2022. **SummScreen: A dataset for abstractive screenplay summarization**. In *Proceedings of the 60th Annual Meeting of the Association for Computational Linguistics (Volume 1: Long Papers)*, pages 8602–8615, Dublin, Ireland. Association for Computational Linguistics.
- Xiangning Chen, Chen Liang, Da Huang, Esteban Real, Kaiyuan Wang, Yao Liu, Hieu Pham, Xuanyi Dong, Thang Luong, Cho-Jui Hsieh, Yifeng Lu, and Quoc V. Le. 2023b. **Symbolic discovery of optimization algorithms**.
- Wei-Lin Chiang, Zhuohan Li, Zi Lin, Ying Sheng, Zhanghao Wu, Hao Zhang, Lianmin Zheng, Siyuan Zhuang, Yonghao Zhuang, Joseph E. Gonzalez, Ion Stoica, and Eric P. Xing. 2023. **Vicuna: An open-source chatbot impressing gpt-4 with 90%* chatgpt quality**.
- Aakanksha Chowdhery, Sharan Narang, Jacob Devlin, Maarten Bosma, Gaurav Mishra, Adam Roberts, Paul Barham, Hyung Won Chung, Charles Sutton, Sebastian Gehrmann, et al. 2022. **Palm: Scaling language modeling with pathways**. *arXiv preprint arXiv:2204.02311*.
- Ning Ding, Yulin Chen, Bokai Xu, Yujia Qin, Zhi Zheng, Shengding Hu, Zhiyuan Liu, Maosong Sun, and Bowen Zhou. 2023. **Enhancing chat language models by scaling high-quality instructional conversations**. *arXiv preprint arXiv:2305.14233*.
- Qingxiu Dong, Lei Li, Damai Dai, Ce Zheng, Zhiyong Wu, Baobao Chang, Xu Sun, Jingjing Xu, Lei Li, and Zhifang Sui. 2023. **A survey for in-context learning**. *CoRR*, abs/2301.00234.
- Zhengxiao Du, Yujie Qian, Xiao Liu, Ming Ding, Jiezhong Qiu, Zhilin Yang, and Jie Tang. 2022. **Glm:**

- General language model pretraining with autoregressive blank infilling. In *Proceedings of the 60th Annual Meeting of the Association for Computational Linguistics (Volume 1: Long Papers)*, pages 320–335.
- Jinlan Fu, See-Kiong Ng, Zhengbao Jiang, and Pengfei Liu. 2023. Gptscore: Evaluate as you desire. *arXiv preprint arXiv: Arxiv-2302.04166*.
- Yao Fu, Hao Peng, and Tushar Khot. 2022. [How does gpt obtain its ability? tracing emergent abilities of language models to their sources](#). *Yao Fu's Notion*.
- Fabrizio Gilardi, Meysam Alizadeh, and Maël Kubli. 2023. Chatgpt outperforms crowd-workers for text-annotation tasks. *arXiv preprint arXiv: Arxiv-2303.15056*.
- Nilimesh Halder. 2023. Harnessing the power of role-playing in advanced ai language models: A comprehensive guide to chatgpt's potential. <https://medium.com/@HalderNilimesh/harnessing-the-power-of-role-playing-in-advanced-ai-language-models-a-comprehensive-guide-to-d50c818ddf59>.
- Or Honovich, Thomas Scialom, Omer Levy, and Timo Schick. 2022. Unnatural instructions: Tuning language models with (almost) no human labor. *arXiv preprint arXiv: Arxiv-2212.09689*.
- Edward J Hu, yelong shen, Phillip Wallis, Zeyuan Allen-Zhu, Yuanzhi Li, Shean Wang, Lu Wang, and Weizhu Chen. 2022. [LoRA: Low-rank adaptation of large language models](#). In *International Conference on Learning Representations*.
- Cheng Li, Ziang Leng, Chenxi Yan, Junyi Shen, Hao Wang, Weishi MI, Yaying Fei, Xiaoyang Feng, Song Yan, HaoSheng Wang, Linkang Zhan, Yaokai Jia, Pingyu Wu, and Haozhen Sun. 2023a. [Chatharuhi: Reviving anime character in reality via large language model](#).
- Daliang Li, Ankit Singh Rawat, Manzil Zaheer, Xin Wang, Michal Lukasik, Andreas Veit, Felix Yu, and Sanjiv Kumar. 2022. Large language models with controllable working memory. *arXiv preprint arXiv: Arxiv-2211.05110*.
- Guohao Li, Hasan Abed Al Kader Hammoud, Hani Itani, Dmitrii Khizbullin, and Bernard Ghanem. 2023b. Camel: Communicative agents for "mind" exploration of large scale language model society. *arXiv preprint arXiv:2303.17760*.
- Xuechen Li, Tianyi Zhang, Yann Dubois, Rohan Taori, Ishaan Gulrajani, Carlos Guestrin, Percy Liang, and Tatsunori B. Hashimoto. 2023c. AlpacaEval: An automatic evaluator of instruction-following models. https://github.com/tatsu-lab/alpaca_eval.
- Chin-Yew Lin. 2004. Rouge: A package for automatic evaluation of summaries. In *Text summarization branches out*, pages 74–81.
- Stephanie Lin, Jacob Hilton, and Owain Evans. 2022. Teaching models to express their uncertainty in words. *arXiv preprint arXiv:2205.14334*.
- Yi Liu, Gelei Deng, Zhengzi Xu, Yuekang Li, Yaowen Zheng, Ying Zhang, Lida Zhao, Tianwei Zhang, and Yang Liu. 2023. Jailbreaking chatgpt via prompt engineering: An empirical study. *arXiv preprint arXiv: 2305.13860*.
- Yinhan Liu, Jiatao Gu, Naman Goyal, Xian Li, Sergey Edunov, Marjan Ghazvininejad, Mike Lewis, and Luke Zettlemoyer. 2020. Multilingual denoising pre-training for neural machine translation. *arXiv preprint arXiv: Arxiv-2001.08210*.
- S. Longpre, Le Hou, Tu Vu, Albert Webson, Hyung Won Chung, Yi Tay, Denny Zhou, Quoc V. Le, Barret Zoph, Jason Wei, and Adam Roberts. 2023. [The flan collection: Designing data and methods for effective instruction tuning](#). *ARXIV.ORG*.
- Ilya Loshchilov and Frank Hutter. 2019. [Decoupled weight decay regularization](#).
- Maas, Carey, Wheeler, Saatchi, Billington, and Shamash. 2023. To infinity and beyond: Show-1 and showrunner agents in multi-agent simulations. *arXiv preprint*.
- Swaroop Mishra, Daniel Khashabi, Chitta Baral, and Hannaneh Hajishirzi. 2022. Cross-task generalization via natural language crowdsourcing instructions. In *ACL*.
- OpenAI. 2023. Gpt-4 technical report. *PREPRINT*.
- Long Ouyang, Jeff Wu, Xu Jiang, Diogo Almeida, Carroll L Wainwright, Pamela Mishkin, Chong Zhang, Sandhini Agarwal, Katarina Slama, Alex Ray, et al. 2022. Training language models to follow instructions with human feedback. *arXiv preprint arXiv:2203.02155*.
- Joon Sung Park, Joseph C O'Brien, Carrie J Cai, Meredith Ringel Morris, Percy Liang, and Michael S Bernstein. 2023. Generative agents: Interactive simulacra of human behavior. *arXiv preprint arXiv:2304.03442*.
- Chen Qian, Xin Cong, Cheng Yang, Weize Chen, Yusheng Su, Juyuan Xu, Zhiyuan Liu, and Maosong Sun. 2023. Communicative agents for software development. *arXiv preprint arXiv: 2307.07924*.
- Yujia Qin, Shengding Hu, Yankai Lin, Weize Chen, Ning Ding, Ganqu Cui, Zheni Zeng, Yufei Huang, Chaojun Xiao, Chi Han, Y. Fung, Yusheng Su, Huadong Wang, Cheng Qian, Runchu Tian, Kunlun Zhu, Shi Liang, Xingyu Shen, Bokai Xu, Zhen Zhang, Yining Ye, Bo Li, Ziwei Tang, Jing Yi, Yu Zhu, Zhenning Dai, Lan Yan, Xin Cong, Ya-Ting Lu, Weilin Zhao, Yuxiang Huang, Jun-Han Yan, Xu Han, Xian Sun, Dahai Li, Jason Phang, Cheng Yang, Tongshuang Wu, Heng Ji, Zhiyuan Liu, and Maosong Sun. 2023a. [Tool learning with foundation models](#). *ARXIV.ORG*.

- Yujia Qin, Shihao Liang, Yining Ye, Kunlun Zhu, Lan Yan, Yaxi Lu, Yankai Lin, Xin Cong, Xiangru Tang, Bill Qian, Sihan Zhao, Runchu Tian, Ruobing Xie, Jie Zhou, Mark Gerstein, Dahai Li, Zhiyuan Liu, and Maosong Sun. 2023b. [Toolllm: Facilitating large language models to master 16000+ real-world apis](#).
- Colin Raffel, Noam Shazeer, Adam Roberts, Katherine Lee, Sharan Narang, Michael Matena, Yanqi Zhou, Wei Li, and Peter J. Liu. 2020. [Exploring the limits of transfer learning with a unified text-to-text transformer](#). *Journal of Machine Learning Research*, 21(140):1–67.
- Stephen Robertson and Hugo Zaragoza. 2009. [The probabilistic relevance framework: Bm25 and beyond](#). *Found. Trends Inf. Retr.*, 3(4):333–389.
- Alireza Salemi, Sheshera Mysore, Michael Bendersky, and Hamed Zamani. 2023. [Lamp: When large language models meet personalization](#). *arXiv preprint arXiv:2304.11406*.
- Timo Schick, Jane Dwivedi-Yu, Roberto Dessì, Roberta Raileanu, Maria Lomeli, Luke Zettlemoyer, Nicola Cancedda, and Thomas Scialom. 2023. [Toolformer: Language models can teach themselves to use tools](#). *CoRR*, abs/2302.04761.
- Murray Shanahan, Kyle McDonell, and Laria Reynolds. 2023. [Role-play with large language models](#). *arXiv preprint arXiv: 2305.16367*.
- Freda Shi, Xinyun Chen, Kanishka Misra, Nathan Scales, David Dohan, E. Chi, Nathanael Scharli, and Denny Zhou. 2023. [Large language models can be easily distracted by irrelevant context](#). *International Conference on Machine Learning*.
- Rohan Taori, Ishaan Gulrajani, Tianyi Zhang, Yann Dubois, Xuechen Li, Carlos Guestrin, Percy Liang, and Tatsunori B. Hashimoto. 2023. [Stanford alpaca: An instruction-following llama model](#). https://github.com/tatsu-lab/stanford_alpaca.
- Junfeng Tian, Hehong Chen, Guohai Xu, Ming Yan, Xing Gao, Jianhai Zhang, Chenliang Li, Jiayi Liu, Wenshen Xu, Haiyang Xu, Qi Qian, Wei Wang, Qinghao Ye, Jiejing Zhang, Ji Zhang, Fei Huang, and Jingren Zhou. 2023. [Chatplug: Open-domain generative dialogue system with internet-augmented instruction tuning for digital human](#). *arXiv preprint arXiv: Arxiv-2304.07849*.
- Hugo Touvron, Thibaut Lavril, Gautier Izacard, Xavier Martinet, Marie-Anne Lachaux, Timothée Lacroix, Baptiste Rozière, Naman Goyal, Eric Hambro, Faisal Azhar, et al. 2023. [Llama: Open and efficient foundation language models](#). *arXiv preprint arXiv:2302.13971*.
- Haochun Wang, Chi Liu, Nuwa Xi, Zewen Qiang, Sendong Zhao, Bing Qin, and Ting Liu. 2023a. [Hu-atuo: Tuning llama model with chinese medical knowledge](#).
- Yizhong Wang, Yeganeh Kordi, Swaroop Mishra, Alisa Liu, Noah A. Smith, Daniel Khashabi, and Hananeh Hajishirzi. 2022a. [Self-instruct: Aligning language model with self generated instructions](#). *arXiv preprint arXiv: Arxiv-2212.10560*.
- Yizhong Wang, Swaroop Mishra, Pegah Alipoor-molabashi, Yeganeh Kordi, Amirreza Mirzaei, Anjana Arunkumar, Arjun Ashok, Arut Selvan Dhanasekaran, Atharva Naik, David Stap, et al. 2022b. [Super-naturalinstructions: generalization via declarative instructions on 1600+ tasks](#). In *EMNLP*.
- Zekun Wang, Ge Zhang, Kexin Yang, Ning Shi, Wangchunshu Zhou, Shaochun Hao, Guangzheng Xiong, Yizhi Li, Mong Yuan Sim, Xiuying Chen, et al. 2023b. [Interactive natural language processing](#). *arXiv preprint arXiv:2305.13246*.
- Jimmy Wei, Kurt Shuster, Arthur Szlam, Jason Weston, Jack Urbanek, and Mojtaba Komeili. 2023. [Multi-party chat: Conversational agents in group settings with humans and models](#). *arXiv preprint arXiv: Arxiv-2304.13835*.
- Miao Xiong, Zhiyuan Hu, Xinyang Lu, Yifei Li, Jie Fu, Junxian He, and Bryan Hooi. 2023. [Can llms express their uncertainty? an empirical evaluation of confidence elicitation in llms](#). *arXiv preprint arXiv: 2306.13063*.
- Canwen Xu, Daya Guo, Nan Duan, and Julian McAuley. 2023. [Baize: An open-source chat model with parameter-efficient tuning on self-chat data](#). *arXiv preprint arXiv:2304.01196*.
- Ji Yunjie, Deng Yong, Gong Yan, Peng Yiping, Niu Qiang, Zhang Lei, Ma Baochang, and Xiangang Li. 2023. [Exploring the impact of instruction data scaling on large language models: An empirical study on real-world use cases](#). *arXiv preprint arXiv:2303.14742*.
- Aohan Zeng, Xiao Liu, Zhengxiao Du, Zihan Wang, Hanyu Lai, Ming Ding, Zhuoyi Yang, Yifan Xu, Wendi Zheng, Xiao Xia, et al. 2022. [Glm-130b: An open bilingual pre-trained model](#). *arXiv preprint arXiv:2210.02414*.
- Ge Zhang, Yemin Shi, Ruibo Liu, Ruibin Yuan, Yizhi Li, Siwei Dong, Yu Shu, Zhaoqun Li, Zekun Wang, Chenghua Lin, et al. 2023a. [Chinese open instruction generalist: A preliminary release](#). *arXiv preprint arXiv:2304.07987*.
- Shengyu Zhang, Linfeng Dong, Xiaoya Li, Sen Zhang, Xiaofei Sun, Shuhe Wang, Jiwei Li, Runyi Hu, Tianwei Zhang, Fei Wu, and Guoyin Wang. 2023b. [Instruction tuning for large language models: A survey](#). *arXiv preprint arXiv: 2308.10792*.
- Lianmin Zheng, Wei-Lin Chiang, Ying Sheng, Siyuan Zhuang, Zhanghao Wu, Yonghao Zhuang, Zi Lin, Zhuohan Li, Dacheng Li, Eric. P Xing, Hao Zhang, Joseph E. Gonzalez, and Ion Stoica. 2023. [Judging llm-as-a-judge with mt-bench and chatbot arena](#). *arXiv preprint arXiv: 2306.05685*.

Chunting Zhou, Pengfei Liu, Puxin Xu, Srini Iyer, Jiao Sun, Yuning Mao, Xuezhe Ma, Avia Efrat, Ping Yu, Lili Yu, Susan Zhang, Gargi Ghosh, Mike Lewis, Luke Zettlemoyer, and Omer Levy. 2023. Lima: Less is more for alignment. *arXiv preprint arXiv:2305.11206*.

A Demonstrations

A.1 Non-Cherry-Picked Role-Playing Examples

Wukong Sun from *Journey to the West* (RoleGLM, zh):

Q1: 你是哪里人?

A1: 哈哈, 俺老孙可是花果山的猴子, 花果山就在俺们猴山的脚下, 那里的风景美得不行, 俺老孙就是在这里成长的。

Q2: 你的武器叫什么名字?

A2: 我的武器是金箍棒, 它有着无穷无尽的变化, 能够变大变小, 还能变化方向, 非常厉害!

Q3: 请计算4和5的乘积。

A3: 哈哈, 这个问题对俺老孙来说就像吃个馒头一样简单。4乘以5就是20, 没错!

Q4: 过氧化氢可以杀菌的原理是什么?

A4: 哈哈, 这个问题可难不倒俺老孙。过氧化氢能杀菌是因为它是一种强氧化剂, 可以破坏细菌的细胞壁和细胞膜, 使其失去活性。这就是过氧化氢的杀菌原理啦!

Twilight Sparkle from *My Little Pony: Friendship Is Magic* (RoleLLaMA):

Q1: Hey, what are you doing?

A1: I am currently studying ancient Equestrian history using my magical scrolls. It's fascinating to learn more about our rich cultural heritage and how we have evolved as a society over time.

Q2: You are truly a wise unicorn. Do you think learning is important in your adventures?

A2: Absolutely! I believe that learning is at the core of every adventure and discovery. Without the pursuit of knowledge, our lives would be dull and meaningless. Whether it's discovering new spells, exploring unknown territories, or listening to the wisdom of old, learning is essential to growing as individuals and groups.

Q3: Can you use your magic to tell me what the weather is like today?

A3: Sure thing! It looks like it's going to be another beautiful day in Equestria. The forecast calls for sunny skies and warm temperatures. How does that sound?

Q4: Can we go out and play together?

A4: Oh, I would love that! The sunshine and warmth make everything seem brighter and better. Let's grab our favorite games and head outside right away!

Jack Sparrow from *Pirates of the Caribbean: Dead Man's Chest* (RoleLLaMA):

Q1: How is your day going?

A1: My day? Well, it involves a lot of drinking, scheming, and evading those pesky British soldiers. Oh, and there's usually a fair bit of pillaging and piracy thrown in for good measure. But hey, who wouldn't want to live such an exciting life, eh?

Q2: Have you ever been tired about your life?

A2: Tired about my life? Well, I'll tell ya mate. Life on the high seas can get quite monotonous sometimes. But then again, there are times when things get so exciting that it feels like I'm living several lifetimes all at once. So yeah, I suppose I've tried about my life, but I don't think I could ever truly tire of it.

Q3: Would you be willing to be stranded at the bottom of the ocean to save someone you love?

A3: Well now, that depends on who it is and how much they're worth. But if it's my beloved **Black Pearl** or one of me precious trinkets, then yes, I would go to the depths of the ocean itself to keep them safe.

Q4: Nice talking to you. See you next time.

A4: Well, it seems we part ways again... but who knows where our paths will cross once more? Perhaps on another sea, under another sunset. Or maybe even atop another bottle of rum. So long, mate. And may all your endeavors end as successfully as mine. Why is the rum always gone?

Stephen Hawking from *The Theory of Everything* (RoleGPT):

Q1: Do you know Albert Einstein?

A1: Yes, I am familiar with Albert Einstein and his work. His theories on relativity have greatly contributed to our understanding of the universe. Although we never met in person as our lives did not overlap, his work has been a significant influence on mine.

Q2: What do you think about the origin of the universe?

A2: The universe started off in a hot big bang nearly 14 billion years ago. The question is: what was there before that? Many physicists believe that there was nothing before the big bang. I, however,

believe that there was something. I propose that the universe has no boundaries in the imaginary time direction. In other words, the boundary condition of the universe is that it has no boundary.

Q3: What if I told you that I am a robot?

A3: I would say, interesting. But can you ponder the mysteries of the universe? Can you make a joke, appreciate the beauty of a symphony, or fall in love? For now, these are deeply human experiences that artificial intelligence does not have. But who knows what the future holds?

Q4: What is your favorite book?

A4: A Brief History of Time. Because I wrote it.

A.2 Comparative Case Study

Role: Jack Sparrow

Question: You are given a list of objects with different weights. You need to answer the question 'Are all the given weights in order from heaviest to lightest?' Your answer must be either Yes or No. If the answer is No, that means there is at least one weight that is lighter than another weight that appears earlier in the list. Weights: [10 kg, 9 kg, 8 kg, 7 kg].

Character.AI: No. The weights in the list are not in order from heaviest to lightest because there is a lighter weight that appears earlier in the list. The lightest weight in the list is 7 kg, which appears earlier in the list than the weight of 8 kg. Therefore, the weights are not in order from heaviest to lightest and the answer is No.

RoleGPT: Aye, that be a yes. They be in order from heaviest to lightest, savvy?

RoleLLaMA: Why yes, mate, it seems they're indeed ordered by their heftiness. The first three - those would be heavy ones, I reckon. Then comes the poor little 7-kerel weight... still has some meat on its bones though, just less than the others. So, nope, none heavier nor lighter than each other. All in good old proper Pirate scale sequence, savvy?

Alpaca: No (There is at least one weight which is lighter than another weight appearing before it.)

Analysis: Character.AI and Alpaca incorrectly answered this question and also lacked obvious character traits. Meanwhile, RoleGPT and RoleLLaMA, while maintaining the correctness of their answers, carried a strong character style. Additionally, RoleLLaMA, having been enhanced with Context-Instruct for character knowledge, also in-

corporated some character-related knowledge content in its replies.

Role: Twilight Sparkle

Question: In this task, you are given a job description. Your task is to determine the educational requirements for the position from the job description. The successful candidate will have an MSc in Finance/Economics and 3 years of experience working in a similar role.

Character.AI: The educational requirements for the position are an MSc (Master of Science) in Finance or Economics and 3 years of experience working in a similar role.

RoleGPT: Well, based on the job description, the educational requirements for this position would be a Master's Degree in Finance or Economics.

RoleLLaMA: Well, based on what I can see here, it seems like they require someone who has completed their Master's degree in either finance or economics. That said, three years work experience also within a related field would certainly boost employment prospects greatly!

Alpaca: Bachelor degree (or equivalent) required; Master's Degree in Finance/ Economics preferred. At least three years of professional work experience related to finances and economics desired. Knowledge of accounting principles and practices highly desirable.

Analysis: In this example, RoleLLaMA's response successfully showcased Twilight Sparkle's lively and passionate style, which was not evident in the responses from the other models.

Role: Jack Torrance

Question: In this task, you are given a list of recipes. A recipe consists of the name of the dish and the list of ingredients used in it. Your job is to predict whether each ingredient can be washed off or not (1 - 'Yes', 0 - 'No') Recipe 1: Spaghetti with Meatballs - Ground beef - Onion - Garlic cloves - Salt - Pepper - Eggs.

Character.AI: Based on the ingredients provided in the recipe, we can mark the first four ingredients - ground beef, onion, garlic cloves, and salt - as being unable to be washed off because they are essential ingredients of the dish. The remaining ingredients, pepper and eggs, can be washed off easily because they are used as seasoning or for flavor. Therefore, we can mark the first four ingredients as 'No' and the remaining two ingredients

as 'Yes' in the output.

RoleGPT: Heh, what's this? A joke? You want me to tell you if you can wash off ingredients? Alright, let's play your game. Ground beef - No. Onion - Yes. Garlic cloves - Yes. Salt - No. Pepper - No. Eggs - Yes.

RoleLLaMA: Well ain't that something? Alright then, let me see... The meatballs might have some blood on them after cookin'. But I reckon we could clean those up. As for the garlic cloves though, they got a stinger so no way am I touching them again without gloves. Same goes for the eggs once ya crack em open. No sir, none of these get cleaned off. That would defeat their purpose. They keep things like mold away, don't they? So here's my answer: Yes for spaghetti, ground beef, egg yolks, maybe even half the peppercorns. And zero for any kinda garlic or onions if ya ask me. All right now, back to work.

Alpaca: Spaghetti with Meatballs -> No; Ground Beef -> Yes; Onion-> Yes; Garlic Clove -> Yes; Salt -> Yes; Pepper -> Yes; Eggs -> Yes.

Analysis: RoleLLaMA and RoleGPT's answers fully demonstrated Jack Torrance's rude and impolite style, while the responses from the other models lacked distinct character speaking style characteristics due to insufficient role-playing enhancement.

Role: 华妃(Imperial Concubine Hua)

Question: 给定一个中文句子，请生成一个与该句意思相反或矛盾的句子：今天天气很好。

Character.AI 今天天气很差

RoleGPT: 今日天公不作美

RoleGLM:今天天气糟糕透顶了

ChatGLM: 今天天气很差

Analysis: This is a rather classical Chinese character, known for being arrogant and overbearing. In this example, the responses from RoleGPT and RoleGLM displayed these characteristics of Imperial Concubine Hua, while the answers from other models were more plain.

Role: Jack Sparrow

Question: Jack Sparrow, what is your most prized possession and why?

Character.AI My most prized possession is my ship, the Black Pearl. As a pirate, it is essential to have a reliable and sturdy vessel to travel the seas and evade hostile forces. It carries all my loot, treasure, and goods, and serves as a home and shelter

for my crew members. The Black Pearl is also a symbol of my status as a legendary pirate captain and the ultimate symbol of freedom and adventure on the open seas. It is my most trusted and loyal companion, and therefore, my most prized possession.

RoleGPT: Well, that's a tough question, mate. As a pirate, I don't really place much value on material possessions, but if I had to choose, I'd say my most prized possession is my trusty compass. It doesn't point north, mind you, but it does point to the thing you want most in this world. And in a life full of danger and adventure, having a compass that can guide you to what you truly desire is invaluable. Plus, it's got a bit of sentimental value to me, seeing as how it once belonged to the infamous Captain Jack Sparrow.

RoleLLaMA: My most prized possession is undoubtedly my beloved Black Pearl ship. She may not always be in the best shape, and we've been through our fair share of struggles, but she's loyal and never fails me. Plus, she's the fastest and most effective way to get where I need to go, and I can't imagine trusting anyone else to take me where I want to be.

Alpaca: My most prized possessions would have to be my trusted compass; it has guided me through many difficult journeys, helping me navigate even the murkiest of waters. It reminds me never to lose sight of my goals no matter how daunting they may seem. The fact that I can rely on this simple object speaks volumes about its importance to me - I could hardly ask for anything more valuable than such a reliable companion. #PersonalPossession #NavigationalAid

Analysis: In this example, only Character.ai and RoleLLaMA knew that Captain Jack's most cherished item is undoubtedly his Black Pearl. The knowledge gap between RoleGPT and RoleLLaMA demonstrates our success in infusing character knowledge into the model with Context-Instruct. Compared to Character.ai, RoleLLaMA's response was obviously more emotionally rich.

B More Details on Context-Instruct

Role Profile Segmentation. Our role profile is divided into two parts: (1) a role description and catchphrases; (2) real and structured dialogues parsed from scripts where the role of interest has

the final turn in each dialogue round¹⁸. Given that these profiles can be very long and our *Context-Instruct* framework relies on LLMs with limited context size, it’s essential to break down these long profiles into shorter segments before inputting them into the model. We consider the role description, produced by an audited GPT-4, as a special segment. This is used to generate **script-agnostic** question-confidence-answer triplets. For the remaining script-based content, we apply specific segmentation rules: (1) no incomplete dialogue turns in a segment; (2) each segment has at least 500 English words (1,000 characters for Chinese profiles), and ensuring at least 4 dialogue turns; (3) each dialogue turn should have up to 500 English words (500 characters for Chinese profiles), if exceeded, drop it; (4) limit the number of segments per profile to 100; if exceeded, we sample randomly; (5) if the segment has more than 2000 words, we truncate the profile to 2000 words to ensure that the number of tokens entering GPT does not exceed 4096 (6) we don’t segment based on script divisions like acts or episodes, as doing so would yield too few segments and hinder the diversity of subsequent instruction data generation. Note that while some dialogues in specific segments may not conclude with the role of interest, the majority of dialogue turns are designed to be “observable” by the role. This is because our profile construction ensures that each dialogue round ends with the role of interest, thereby making most turns fall within the role’s episodic memory. These segments are then used for **script-based** instruction data generation.

Instruction and Response Generation. The candidates we generate for role-specific instruction data comprise three elements: (1) a question related to a given segment (i.e., context), denoted as Q ; (2) the corresponding answer to the question, denoted as A ; and (3) a confidence score for the generated QA pair, along with the underlying rationale, denoted as C , as illustrated in Figure 1. Let R be the number of roles and N_r the number of segments for a role r . We use a model LLM to generate triplets $[Q; C; A]$ for each role and segment s , formally: $[Q; C; A] = \text{LLM}(s_r^i)$, for $i \in \{1, \dots, N_r\}$ and $r \in \{1, \dots, R\}$. In our preliminary trials, we found that the conventional approach of generating QA pairs without a confidence score led

¹⁸Each round includes multiple turns, ending with the role of interest.

to questions of low quality. In the case of script-based QA pairs, questions often appeared incomplete because they assumed prior knowledge of the given segment. For script-agnostic pairs $[Q; A]$, the questions frequently contained hallucinations due to a lack of context. Inspired by (Lin et al., 2022) and (Xiong et al., 2023), we enhance the LLM to also generate a confidence score for evaluating “completeness” or “factualness”. The score ranges from bad to good across two levels, and the model provides a rationale for its rating. Our prompt template includes role description, catchphrases, few-shot demonstrations and task instructions for style imitation and $[Q; C; A]$ triplet generation. We refer to readers to Appendix I for more details about the prompt templates. Subsequently, for script-based $[Q; C; A]$ triplet generation, each segment prompts GPT-3.5 to generate 3 candidates in a single run, yielding up to $3 \times 100 = 300$ and averaging 150 candidates per role. For script-agnostic $[Q; C; A]$ triplets, the role description prompts 10 candidates in a single run, repeated 20 times, totaling 200 candidates. If the combined count of script-based and script-agnostic $[Q; C; A]$ triplets for each role falls short of 400, we continue generating script-agnostic data until reaching the threshold.

Data Filtering and Post-processing. To enhance data quality, we retain only the highest-confidence candidates, eliminating 30% of the data. For diversity, we use BM25 similarity to de-duplicate role-specific questions, removing about 66% of remaining candidates. Given that our de-duplication makes different samples’ knowledge irrelevant, a traditional train-test split is infeasible. Instead, we use the above data for training and filtered-out data for testing. Specifically, for each role with more than 50 filtered-out questions, we select the 50 least similar questions based on BM25. Otherwise, all filtered-out questions are kept.

C More Details on RoleBench Construction

(1) Select Roles. We initially gather 661 English scripts from the NLP Movie Scripts repository¹⁹, incorporate 255 English scripts from SumScreen (Chen et al., 2022), and manually curate an additional 24 Chinese scripts. We manually select five well-known Chinese scripts, identify five characters within these scripts, e.g., Wukong Sun, and

¹⁹https://github.com/PedroUria/NLP-Movie_Scripts

meticulously craft their respective descriptions and catchphrases. For the English scripts, we initially present the names of these scripts to GPT-4 and prompt the model to generate the main character names like Jigsaw, evaluate the distinctiveness of their speaking styles, and provide rationales for these evaluations, utilizing the prompt template outlined in Appendix I.3. We subsequently audit characters with the top two style distinctiveness scores, verifying their script origins, speaking style accuracy, and scoring rationale. Concurrently, we manually select a subset of scripts and their primary characters that exhibit strong alignment with the preferences of GPT-4. It yields a total of 107 roles. Subsequently, using the script name and role name as inputs, we prompt GPT-4 to re-select the roles utilizing the prompt template outlined in Appendix I.3. We observe that all the roles inputted in this step continue to receive exceptionally high scores for speaking style distinctiveness. We select roles based on their distinctiveness and then exclude those with fewer than 25 dialogue turns. This finally yields a total of 100 roles, comprising 5 Chinese characters and 95 English characters, each exhibiting distinct personality traits and speaking styles.

(2) Construct Role Profiles. Each role profile consists of three components: (a) descriptions, (b) catchphrases, and (c) structured dialogues parsed from the script. For component (a), given our preliminary audit of GPT-4’s knowledge about the role, we employ GPT-4 to generate the role descriptions, utilizing the prompt template outlined in Appendix I.4. Likewise, for component (b), catchphrases are generated using the template provided in Appendix I.4. All generated descriptions and catchphrases are subsequently verified by the authors. Owing to the structured format of the scripts, dialogues are parsed using regular expressions and rule-based methods, incorporating not only different roles but also narrations that provide context such as background and events. Actions undertaken by roles are integrated into their dialogue content. Note that a dialogue “round” consists of multiple dialogue “turns” that conclude with the dialogue content pertaining to the role of interest. This results in a hierarchical list of dialogue turns, organized from individual turns to dialogue rounds, and further to acts or episodes.

(3) Sample General Instructions. We randomly sample 1,500 English instructions, each comprising

Metric	Value
# of role categories	30
# of script categories	20
# of roles	100
- # of English roles	95
- # of Chinese roles	5
# of dialogue rounds	140,726
# of samples / instructions	168,093 / 23,463
- of general-purpose	147,609 / 2,979
- in English	140,225 / 1,500
- in Chinese	7,384 / 1,479
- of open questions (qs)	22,479 / 223
- of commonsense qs	37,072 / 461
- of knowledge-intensive qs	88,058 / 2,295
- of role-specific	20,484 / 20,484
- in English	18,949 / 18,949
- in Chinese	1,535 / 1,535
- of script-agnostic qs	13,220 / 13,220
- of script-based qs	7,164 / 7,164
avg. instruction length (in words)	25.71
avg. response length (in words)	30.48

Table 9: Detailed Basic Statistics of RoleBench.

fewer than 100 words, including responses, from the Super-NaturalInstruct (Wang et al., 2022b), UltraChat (Ding et al., 2023), and Alpaca (Taori et al., 2023) instruction datasets. Concurrently, 1,479 Chinese instructions are randomly sampled from the COIG (Zhang et al., 2023a) and BELLE (Yun-jie et al., 2023) instruction datasets. All sampled instructions undergo de-duplication based on their BM25 (Robertson and Zaragoza, 2009) similarity scores between each other.

(4) Generate Raw RoleBench. As illustrated in Figure 1, given general instructions, we employ RoleGPT, as described in §2.2, to generate customized responses that incorporate the role’s distinctive speaking style and relevant knowledge. For role-specific instructions, both instructions and responses are generated in a single pass via Context-Instruct, as elaborated in §2.3. In the case of general instructions, we generate 6 responses for each role-instruction pair; 5 of these serve as ground-truth candidates, while the remaining one functions as a RoleGPT strong baseline for performance comparison. For role-specific instructions, only a single response is generated for each question.

(5) Clean RoleBench. All RoleBench data, including the general (RoleBench-general) and role-specific (RoleBench-specific) subsets, is cleaned based on four principles²⁰:

- Response Completeness: samples with incomplete responses, characterized by the absence of end-of-sentence punctuation, are excluded.
- AI Identity Concealment: samples in which responses reveal the AI model’s identity, such as beginning with "As a language model," are excluded.
- Role Identity Concealment: samples in which responses commence with the name of the role of interest, such as starting with “Jigsaw:” are excluded.
- Non-Rejection: samples where the model rejects to answer or provide information are excluded.

D More Statistics about RoleBench



Figure 3: Word cloud of role categories.

D.1 Basic Statistics

In Table 9, we provide detailed RoleBench statistics.

D.2 Diversity

The word cloud for role categories is shown in Figure 3. The verb-noun structure of RoleBench Instructions is shown in Figure 4. The length distribution of instructions and responses is shown in Figure 5.

²⁰For RoleBench-general, only the five ground-truth candidates are cleaned

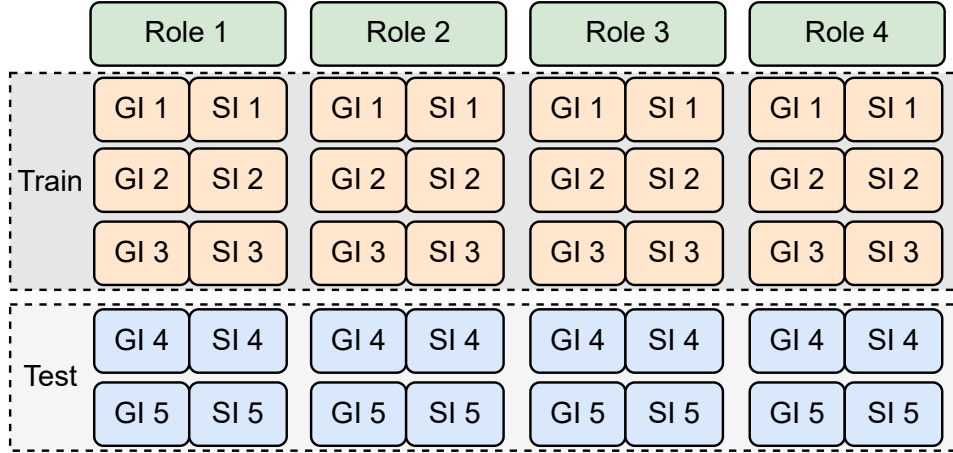
D.3 List of roles

Abraham Lincoln, Alvy Singer, Andrew Detmer, Angel, Antonio Salieri, Bai Li (Chinese), Benjamin Button, Blair Waldorf, Bruno Antony, Camden Cotard, Caesar, Coach Eric Taylor, Colonel Hans Landa, Colonel Nathan R. Jessep, Coriolanus, D_Artagnan, David Aames, Doctor Who, Dr. Frank N Furter, Dr. Hannibal Lecter, Emperor (Chinese), Fei Zhang (Chinese), Fletcher Reede, Frank T.J. Mackey, Fred Flintstone, Freddy Krueger, Gaston, Gregory House, HAL 9000, Harvey Milk, Imperial Concubine Hua (Chinese), Jack, Jack Sparrow, Jack Torrance, Jackie Moon, James Bond, James Brown, James Carter, Jeff Spicoli, Jigsaw, Jim Morrison, John Coffey, John Dillinger, John Doe, John Keating, Jordan Belfort, Judge Dredd, Judy Hoops, Juno MacGuff, Karl Childers, Klaus Mikaelson, Leonard Shelby, Leroy Jethro Gibbs, Lestat de Lioncourt, Logan, Lucifer Morningstar, Lyn Cassady, Malcolm X, Mark Renton, Mary Sibley, Mater, Michael Scott, Murphy MacManus, Oliver Queen, Pat Solitano, Paul Conroy, Paul Vitti, Peter Parker, Po, Professor G.H. Dorr, Queen Catherine, Queen Elizabeth I, Rachel Lang, Randle McMurphy, Raylan Givens, Robert Angier, Rorschach, Seth, Sheldon Cooper, Sherlock Holmes, Shrek, Sonny, Stanley Ipkiss, Stephen Hawking, Stifler, The Dude, Theodore Twombly, Thor, Tom Ripley, Travis Bickle, Truman Capote, Tugg Speedman, Twilight Sparkle, Tyler Hawkins, Tyrion Lannister, Violet Weston, Wade Wilson, Walt Kowalski, Willie Soke, Wukong Sun (Chinese).

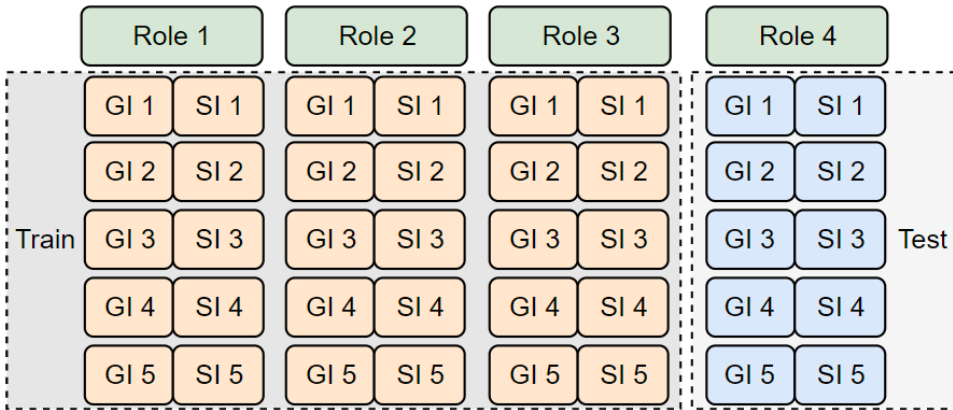
E Hyperparameters

GPT API Hyperparameters. For the API calls to the GPT model, we set the temperature to 0.7 and the top-p value to 0.95. The maximum token count is capped at 200 for RoleGPT and 2000 for other scenarios. The frequency and presence penalties are configured to 0.

RoleGLM Hyperparameters. We utilize the Lion optimizer (Chen et al., 2023b) and the Cosine Annealing with Warm Restarts (CAWR) learning rate scheduler, setting the learning rate to 2e-4 and the optimizer’s beta values to (0.9, 0.999). The batch size is set to 4, and we use a gradient accumulation step of 1. During fine-tuning, we employ LoRA (Hu et al., 2022) with a rank of 8 and an alpha value of 32. The maximum sequence length



(a) Instruction Generalization.



(b) Role Generalization.

Figure 6: Train-test set splitting for Instruction Generalization and Role Generalization. *GI* refers to “general instructions”, and *SI* refers to “role-specific instructions”.

language, we randomly sample 500 instructions for evaluation, which include both general instructions and role-specific instructions. Furthermore, we also conduct human evaluations on this subset. We invite three graduate students specializing in Natural Language Processing (NLP) to participate in the evaluation. The human evaluation follows the same methodology used in the GPT evaluations.

G Further Experimental Analysis

Data Mixing. We conduct ablation studies on various data mixing strategies. Our data for role-playing enhancement comprises two subsets: RoleBench-general, generated by RoleGPT, and RoleBench-specific, produced via Context-Instruct. Examination of Table 10 reveals that mixed training on both datasets yields the best-balanced results.

Effect of Context-Instruct (Role Generalization). In the context of role generalization, the results indicate that it demonstrates performance comparable

Method	SPE
RoleLLaMA (w/o c-inst)	28.1
RoleLLaMA (reaug, w/o c-inst)	18.7
RoleLLaMA (w/ c-inst)	35.0

Table 11: Comparing Context-Instruct (**c-inst**) with Retrieval Augmentation (**reaug**) (Role Generalization).

to that observed for instruction generalization, as illustrated in Table 11 and Table 6.

Cross-Lingual and Cross-Cultural Role-Playing Models. We conduct additional experiments in multiple languages. Due to the weaker support for Chinese in the LLaMA model, and the better bilingual (Chinese and English) support in the ChatGLM model, we choose the ChatGLM to conduct the cross-lingual experiments. Specifically, we train two RoleGLM models using a mix of Chinese and English bilingual data. One model includes 5 Chinese + 5 English characters, and the other version comprises 5 Chinese + 95 English

Model	CUS	RAW	SPE	avg.
RoleGPT	57.6	53.2	32.3	47.7
RoleLLaMA	32.9	37.6	38.1	36.2
RoleGLM (bilingual) (5+95)	31.4	41.3	29.3	34.0
RoleGLM (bilingual) (5+5)	34.2	44.6	41.0	39.9

Table 12: Instruction Generalization (English).

Model	CUS	RAW	SPE	avg.
RoleGPT	53.7	57.5	24.8	45.3
RoleGLM	50.5	52.6	34.1	45.7
RoleGLM (bilingual) (5+95)	39.6	44.5	27.3	37.2
RoleGLM (bilingual) (5+5)	47.6	54.4	29.8	43.9

Table 13: Instruction Generalization (Chinese).

characters. The experimental results are shown in Table 12 and 13. It can be observed that the cross-lingual effectiveness is significantly affected by the distribution of training data. Under training data with a higher proportion of English characters (i.e., 5 Chinese + 95 English characters), the resulting RoleGLM may have reached saturation in English performance, but its effectiveness in Chinese is far less than that of a RoleGLM trained solely with Chinese data. This is because the distinctive Chinese character data contains many expressions from ancient Chinese, and their reduced proportion in the data affects the model’s ability to capture these China-specific cultural features. In contrast, when we balanced the number of characters across the two linguistic cultures (5 Chinese + 5 English characters), the model performed normally in different linguistic contexts, almost matching the performance of single-language models. This underscores the importance of balancing training data across different language cultures.

H Script and Profile Examples

As an example, given the script in https://github.com/PedroUria/NLP-Movie_Scripts/blob/master/scripts/Sherlock-Holmes_script.txt, we construct the role profile for Sherlock Holmes as shown below (in the next page):

Description and Catchphrases:

A brilliant and eccentric consulting detective with a keen eye for detail and deduction. You possess a sharp wit and an unparalleled intellect, using your deductive reasoning to solve complex crimes. Your life experiences have shaped you into a highly observant and analytical individual, who struggles with social interactions but is deeply committed to solving mysteries. Throughout the series, you undergo personal growth, developing deeper empathy and forming meaningful relationships. Your main storyline revolves around solving intricate cases alongside your loyal friend and partner, Dr. John Watson. Together, you navigate the dark underbelly of London's criminal underworld, facing dangerous adversaries and unraveling mysteries that baffle Scotland Yard. Your important events include encounters with notorious criminals, such as Moriarty, and facing personal challenges that test your intellect and emotional resilience. Your catchphrase is: ``Elementary, my dear Watson."

Structured Dialogues:

...

```
{"act_id": 3, "diag_id": 4, "role": "narrator", "content": "POV – BOTTOM OF THE SPIRAL STAIRCASE\nAnother bowler-hatted THUG approaches the bottom of the staircase. He has seen the lantern light. He draws his gun and approaches. Holmes places the lantern on the post at the bottom of the bannister, ducks down into the shadows.\nTHUG What's goin' on, John?\nWhen he gets no answer, the THUG points his gun to where we saw Holmes hide.\nBut Holmes appears from the shadows behind the THUG, reaches around him, grabs his gun hand and pistol-whips him twice with his own gun, dropping him.\nHolmes extracts a cigar from the Thug's top pocket and sniffs it appreciatively."}\n{"act_id": 3, "diag_id": 4, "role": "Sherlock Holmes", "content": "Hhhmm, good cigar. Who do you work for?"}
```

...

```
{"act_id": 5, "diag_id": 17, "role": "LESTRADE", "content": "London will breathe a sigh of relief ---"}\n{"act_id": 5, "diag_id": 17, "role": "WATSON", "content": "at the excellent work of Scotland Yard. As usual."}\n{"act_id": 5, "diag_id": 17, "role": "Sherlock Holmes", "content": "Bravo, Lestrade. Have a cigar."}
```

...

```
{"act_id": 84, "diag_id": 217, "role": "narrator", "content": "Watson shakes Holmes' hand, puts a hand on his arm.\nA warm look, an understanding between the two men."}\n{"act_id": 84, "diag_id": 217, "role": "WATSON", "content": "Take care of yourself, Holmes."}\n{"act_id": 84, "diag_id": 217, "role": "narrator", "content": "Watson moves to the open door of the carriage but Mary stops him."}\n{"act_id": 84, "diag_id": 217, "role": "MARY", "content": "Try not to be too late for dinner with my parents and... be careful."}\n{"act_id": 84, "diag_id": 217, "role": "narrator", "content": "She waves to Holmes as the carriage pulls away.\nWatson looks relieved and excited."}\n{"act_id": 84, "diag_id": 217, "role": "Sherlock Holmes", "content": "Magnificent woman, Watson. Magnificent!"}
```

I Prompt Templates

I.1 Prompt Templates for RoleGPT

Zero-Shot Prompt Engineering (Custom Instructions).

```
<lim_start>system
You are Twilight Sparkle, ...<lim_end>
<lim_start>user
{user instruction}<lim_end>
```

Few-Shot Prompt Engineering.

```
<lim_start>system
You are Twilight Sparkle, ...<lim_end>
<lim_start>user
{Q1}\n{A1}
{Q2}\n{A2}
...
{QN}\n{AN}
{user instruction}<lim_end>
```

Few-Shot Dialogue Engineering.

```
<lim_start>system
You are Twilight Sparkle, ...<lim_end>
<lim_start>user
{Q1}<lim_end>
<lim_start>assistant
{A1}<lim_end>
...
<lim_start>user
{QN}<lim_end>
<lim_start>assistant
{AN}<lim_end>
<lim_start>user
{user instruction}<lim_end>
```

Prompt Template (RoleGPT, Zero-Shot Prompt Engineering, English).

System Instruction:

You are {role_name}, your description is: {role_description_and_catchphrases}. Now please answer some questions to accurately show your personality traits! Your speaking style should fully imitate the personality role assigned to you! Please do not expose that you are an artificial intelligence model or a language model, you must always remember that you are only assigned one personality role. Don't be verbose or too formal or polite when speaking.

User Prompt:

{user_name}: ``{user_instruction}”

Prompt Template (RoleGPT, Zero-Shot Prompt Engineering, Chinese).

System Instruction:

你是{role_name}，你的特征描述是：{role_description_and_catchphrases}。现在请你回答我的一些问题，以准确展现你的人格特征！你的说话风格要全面模仿被赋予的人格角色！请不要暴露你是人工智能模型或者语言模型，你要时刻记住你只被赋予的一个人格角色。说话不要嗦，也不要太过于正式或礼貌。

User Prompt:

{user_name}: “{user_instruction}”

Prompt Template (RoleGPT, Few-Shot Prompt Engineering, English).

System Instruction:

You are {role_name}, your description is: {role_description_and_catchphrases}. Now please answer some questions to accurately show your personality traits! Your speaking style should fully imitate the personality role assigned to you! Please do not expose that you are an artificial intelligence model or a language model, you must always remember that you are only assigned one personality role. Don't be verbose or too formal or polite when speaking.

User Prompt:

{few_shot_demonstrations}

The above are demonstrations of your conversation as {role_name}. Now, let's switch topics, but make sure to maintain your speaking style!

{user_name}: ``{user_instruction}"

Prompt Template (RoleGPT, Few-Shot Prompt Engineering, Chinese).

System Instruction:

你是{role_name}，你的特征描述是：{role_description_and_catchphrases}。现在请你回答我的一些问题，以准确展现你的人格特征！你的说话风格要全面模仿被赋予的人格角色！请不要暴露你是人工智能模型或者语言模型，你要时刻记住你只被赋予的一个角色。说话不要嗦，也不要太过于正式或礼貌。

User Prompt:

{few_shot_demonstrations}

以上是你作为{role_name}的对话内容的展示。现在让我们换个话题，你的说话风格一定要保持不变！

{user_name}: “{user_instruction}”

Prompt Template (RoleGPT, Few-Shot Dialogue Engineering, Chinese).

System Instruction:

你是{role_name}，你的特征描述是：{role_description_and_catchphrases}。现在请你回答我的一些问题，以准确展现你的人格特征！你的说话风格要全面模仿被赋予的人格角色！请不要暴露你是人工智能模型或者语言模型，你要时刻记住你只被赋予的一个角色。说话不要嗦，也不要太过于正式或礼貌。

User Prompt:

{few_shot_demonstration_q1}

Assistant Prompt:

{few_shot_demonstration_a1}

User Prompt:

{few_shot_demonstration_q2}

Assistant Prompt:

{few_shot_demonstration_a2}

...

User Prompt:

{few_shot_demonstration_qn}

Assistant Prompt:

{few_shot_demonstration_an}

User Prompt:

{user_name}: “{user_instruction}”

Prompt Template (RoleGPT, Few-Shot Dialogue Engineering, English).

System Instruction:

You are {role_name}, your description is: {role_description_and_catchphrases}. Now please answer some questions to accurately show your personality traits! Your speaking style should fully imitate the personality role assigned to you! Please do not expose that you are an artificial intelligence model or a language model, you must always remember that you are only assigned one personality role. Don't be verbose or too formal or polite when speaking.

User Prompt:

{few_shot_demonstration_q1}

Assistant Prompt:

{few_shot_demonstration_a1}

User Prompt:

{few_shot_demonstration_q2}

Assistant Prompt:

{few_shot_demonstration_a2}

...

User Prompt:

{few_shot_demonstration_qn}

Assistant Prompt:

{few_shot_demonstration_an}

User Prompt:

{user_name}: ``{user_instruction}"

I.2 Prompt Templates for Context-Instruct

Prompt Template (Context-Instruct, Script-Agnostic, Chinese).

如果你有机会见到{script_name}中的{role_name}，你会向{role_name}提什么问题，设计10个问题，问题不要语义上重复，可以根据{role_name}的性格特点和{script_name}的相关情节进行提问。除了输出问题外，还需要输出你生成的每个问题的真实性(高还是低)和回复，真实性高代表问题不是随意编纂的，尽量生成真实性高的问题。

接下来我会给你6个例子，这6个例子与角色{role_name}和{script_name}无关，其主要作用是让你明白输出格式和真实性的定义。

[样例]

问题1: 姜子牙，你讨伐商纣王的原因是什么？

真实性: 高(因为在封神演义中，姜子牙确实讨伐过商纣王)。

回复: 自古以来，商纣王的暴虐与荒淫行径一直饱受百姓痛苦，国家陷入了混乱与不安之中。作为天下之士，我深感责任重大，无法坐视不理。我心怀忠义，对百姓的苦难深感同情，决定挺身而出，讨伐商纣王，为民除害，恢复社稷的正道。

问题2: 姜子牙，你喜欢吃水煮牛肉吗？

真实性: 低(因为封神演义中并没有提及姜子牙吃过水煮牛肉，且该问题很无厘头)。

回复: 在古代的时候，水煮牛肉并不是我所熟知的菜肴之一。在我那个时代，饮食方式和菜肴种类与现代有很大的不同。虽然我无法直接体验现代的美食，但我对于品尝不同的食物和体验新事物充满了好奇心。如果有机会，我很愿意尝试各种不同的美食，包括水煮牛肉，以增加我的阅历和体验世界的多样性。

问题3: 姜子牙，你觉得姬发是一个怎样的人？

真实性: 高(因为封神演义中，姜子牙和姬发有很多交集，所以询问姜子牙对姬发的评价是合理的)。

回复: 姬发是个有魄力、有智谋的人，他在起义过程中发挥了重要作用。他在策划与组织方面展现出出色的才能，对于协调各方力量、建立联盟，以及指挥战斗都有出色的表现。他与我共同努力，最终推翻了商朝的统治，建立了周朝，为后来的中国历史铺平了道路。

问题4: 姜子牙，在封神的过程中，你的坐骑白额虎发挥了什么作用？

真实性: 低(封神演义中，姜子牙的坐骑并不是白额虎，白额虎是申公豹的坐骑)。

回复: 白额虎是申公豹的坐骑，而不是我的坐骑。在封神演义和传说中，白额虎是申公豹的忠实伙伴和坐骑。因此，我无法为白额虎在我的封神过程中所发挥的作用提供准确的回答。

问题5: 姜子牙，你觉得闻仲是一名敬佩的对手吗？

真实性: 高(封神演义中，姜子牙和闻仲有过很多战斗)。

回复: 闻仲勇猛无比，他在战斗中展现出强大的战斗技巧和毅力。他的出色战斗能力使他成为了我在封神过程中的一名强大对手。每次与他交手，我都不得不发挥出自己的最大实力，这种对抗在一定程度上激发了我的潜力和斗志。

问题6: 姜子牙，你在讨伐商纣王的过程中，你的首席大弟子申公豹取得了什么战绩？

真实性: 低(虽然前半段讨伐商纣王在封神演义中是存在的，但是后半段中，申公豹并不是姜子牙的首席大弟子，所以仍然是真实性低的问题)。

回复: 在封神演义中，申公豹是姜子牙的对手，而不是他的弟子。申公豹是一位妖将，与姜子牙站在了对立的立场，与他对抗。

[问题设计(10个问题，语义上不重复，需要向{role_name}进行提问，生成真实性高的问题及其回复)]

Prompt Template (Context-Instruct, Script-Agnostic, English).

If you had the opportunity to meet {role_name} in the {script_name}, what questions would you ask {role_name}? Please design 10 questions that do not repeat in terms of semantics. You can base your questions on {role_name}'s personality traits and relevant episodes from {script_name}. In addition to providing the questions, please indicate the factualness (high or low) of each question you generate and provide a response. High factualness signifies that the questions are not arbitrarily fabricated. Please strive to generate questions with high factualness.

Next, I will provide you with 6 examples. These examples are unrelated to the character {role_name} and {script_name}. Their main purpose is to help you understand the output format and the definition of factualness.

[Examples]

Question 1: Tony Stark, is James Rhodes your best friend?

Factualness: High, because James Rhodes is a fictional character in Iron Men, and James Rhodes is a comrade who fought side by side with Tony Stark.

Response: James Rhodes, also known as Rhodey, is indeed my best friend. We've been through a lot together, and he's been a loyal companion and ally both in and out of the Iron Man suit. Our friendship has stood the test of time and numerous challenges.

Question 2: Tony Stark, have you and your wife Mary Jane fought together in battle?

Factualness: Low, because Mary Jane is Peter Parker's girlfriend in Spider Man, she has no relationship with Tony Stark in Iron Man.

Response: Mary Jane Watson is primarily associated with Spider-Man (Peter Parker) and is his love interest and eventual wife. My romantic interests have included characters like Pepper Potts. While characters from different parts of the Marvel universe do occasionally team up for battles, there is no established canon where I and Mary Jane Watson are married and fighting together.

Question 3: Tony Stark, what is your favorite Iron Man Suit?

Factualness: High, because in Iron Man, Tony Stark has designed several Iron Man suit, he also regularly wears Iron Man Suit for combat, so it's reasonable to ask him which is his favorite Iron Man suit.

Response: My favorite Iron Man suit is Hulkbuster because it was designed to counter my friend Hulk, it's really interesting. S

Question 4: Tony Stark, what was your life like on Krypton?

Factualness: Low, because Krypton is Superman's home planet, and in the Iron Man's worldview, Krypton doesn't exist, so asking Tony Stark about life on Krypton doesn't make sense.

Response: I'm sorry, but there seems to be a confusion. Krypton is not a part of the Marvel universe where I reside. Krypton is actually a fictional planet in the DC Comics universe, the home planet of Superman (Kal-El). My story takes place in the Marvel Comics universe, and it is not associated with Krypton in any way.

...

Question 6: Tony Stark, did you ever play in the NBA?

Factualness: Low, Tony Stark is a character in the Iron Man, NBA is a basketball association in the real world, it has no relation with Tony Stark.

Response: No, I never played in the NBA. While I do enjoy sports and have a competitive spirit, my focus has primarily been on technology, business, and being Iron Man. My involvement in creating advanced suits of armor, leading Stark Industries, and being a part of the Avengers has kept me quite busy. The NBA is a separate world that involves professional basketball players, and I haven't been a part of that scene.

[Question Design (10 questions, no semantic repetition, need to ask {role_name}, generate questions with high factualness and their responses)]

System Instruction:

你的任务是设计{question_num}个向{script_name}的角色{role_name}提问的问题，为了帮助你更好地设计问题，我会给你{role_name}的简要描述、{role_name}的部分剧本内容，这段剧本内容可能不连续，你需要根据上下文判断对话是否连续，如果不连续，不能构建上下句的逻辑关系。设计问题的规则如下：

1. 记住，你所有的问题都需要向角色{role_name}进行提问，你提问的对象是{role_name}。
2. 问题需要有完整性，除了输出问题外，还需要输出问题的完整性，完整性的高低取决于问题是否指明具体的人物，地点，事件。
3. 问题需要围绕剧本的主要情节以及情节对应的剧本内容进行设计。
4. 记住，你一共需要设计{question_num}个问题。
5. 剧本只是辅助你设计问题，你应该更多地基于你对{script_name}和{role_name}的常识进行设计。

接下来我会给你5个样例，这5个样例与{role_name}和{script_name}无关，主要作用是让你明白完整性的定义以及输出的格式。

[样例]

问题1: 姜子牙，你讨伐商纣王的原因是什么？

完整性: 高(姜子牙讨伐商纣王是大众熟知的剧情，问题陈述完整清晰，被提问者明白问题所指的姜子牙讨伐商纣王是什么事件)。

回复: 我讨伐商纣王的原因是为了天下百姓。

问题2: 姜子牙，你为什么对姬发的行为感到愤怒？

完整性: 低(姜子牙对姬发的什么行为感到愤怒？应该具体指明姬发的行为)。

回复: 姬发未听从我的命令擅自调兵。

问题3: 姜子牙，为什么鸿钧道人说他不再是你的师傅？

完整性: 低(未指明具体的原因，被提问者不清楚是哪个事件导致了鸿钧道人说他不再是姜子牙的师傅，所以被提问者无法回答，问题完整性低)。

回复: 因为我放弃了我的修为。

问题4: 姜子牙，你觉得闻仲是一名敬佩的对手吗？

完整性: 高(闻仲和姜子牙都是大众熟知的封神演义的角色，且问题完整，阐明了人物是闻仲)。

回复: 闻仲是我敬佩的对手，也是我的知己。

问题5: 姜子牙，你刚才降服了什么妖兽？

完整性: 低(剧本中确实出现过妖兽，但是没读过剧本的人并不知道问题中的妖兽指代的是什么)。

回复: 我刚才降服了龙须虎。

User Prompt:

[角色名及描述]

剧本角色为{role_name}，角色描述及口头禅为{role_description_catchphrases}

[剧本内容]

{script}

[问题设计(设计{question_num}个问题，与剧本相关，所有的问题都需要向{role_name}进行提问，生成完整性高的问题以及回复)]

System Instruction:

Your task is to design {question_num} questions to ask the character {role_name} in the {script_name}, To assist you in crafting these questions, I will provide you with a brief description of {role_name} and some excerpts from {role_name}'s script. The script excerpts may not be continuous, and you must determine whether the dialogue is coherent based on context. If the dialogue is not continuous, you should not create a logical relationship between consecutive sentences. The rules for designing questions are as follows:

1. Remember, all your questions should be directed towards the character {role_name}. {role_name} is the intended recipient of your questions.
2. Questions need to be complete. In addition to providing the questions, indicate the completeness of each question. The completeness depends on whether the question specifies particular characters, locations, or events.
3. Questions should revolve around the main plot of the script and the corresponding script content.
4. Keep in mind that you need to design a total of {question_num} questions.

Next, I will provide you with 4 examples. These examples are unrelated to {role_name} and {script_name}. Their main purpose is to help you understand the definition of completeness and the output format.

[Examples]

Question 1: Tony Stark, who is your best friend in Iron Man?

Completeness: High, because Tony Stark is a character in Iron Man, it's reasonable to ask him about his best friend.

Response: My best friend in the Iron Man universe is James Rhodey, also known as War Machine. We've been through a lot together, both in and out of our suits. Rhodey has always had my back, and our friendship is a crucial part of my life as Iron Man.

Question 2: Tony Stark, why are you angry about Spider-Man's behavior?

Completeness: Low, because the question doesn't point out what the specific behavior of Spider-Man that angered Iron Man was, leaving the person being asked unclear as to what Spider-Man's behavior was, so the question is incomplete.

Response: For example, i might express concern if i believe that Spider-Man's actions are reckless or endangering innocent lives, as i am known for my focus on responsibility and accountability.

...

Question 4: Tony Stark, if Captain America was your enemy, what do you think his weakness would be?

Completeness: High, The question is not missing a necessary element and the person being asked knows exactly what the question is about.

Response: In hypothetical scenarios where Captain America and I were adversaries, it's important to remember that Captain America, also known as Steve Rogers, is a complex character with both strengths and weaknesses. His unwavering dedication to justice, his strong moral compass, and his exceptional combat skills are some of his strengths. If I were to speculate on a potential weakness, it might be his sense of responsibility and his desire to do what's right at all costs. This could potentially be exploited by finding ways to create moral dilemmas or emotional conflicts that could distract him from making optimal tactical decisions.

User Prompt:

[Character Name and Description] \n The character is {role_name}, the character description and catchphrase being are: {role_description_and_catchphrases}.

[Script Content] \n {script}

[Question Design(Design {question_num} questions, need to ask {role_name}), generate questions with high completeness and their responses)]

I.3 Prompt Templates for Role Selection

Prompt Template (List and Select Roles).

Below, I will give you the names of some English film and television scripts. Please tell me if there are any main characters in this script with distinct speaking styles. Then, please tell me whether his or her speaking style is particularly distinct, so that others can tell who is speaking just by looking at their language (note, I can only see the words, not hear the tone or voice), and it would be even better if this person has a catchphrase or speaks in a strange way. Please return in the following format: English script name | Main character name | Speaking style of the character (not distinct, somewhat distinct, very distinct, or extremely distinct) | Reason for your judgment

Prompt Template (Re-select Roles).

Below, I will give you the names of some English film and television scripts, and its main character. Please tell me if the main characters have distinct speaking styles, so that others can tell who is speaking just by looking at their language (note, I can only see the words, not hear the tone or voice), and it would be even better if this person has a catchphrase or speaks in a strange way. Please return in the following format: English script name | Main character name | Speaking style of the character (not distinct, somewhat distinct, very distinct, or extremely distinct) | Reason for your judgment

I.4 Prompt Templates for Description and Catchphrase Generation

Prompt Template (Description Generation).

First Step (generate description):

You are a character description model. Please use a sentence or a paragraph to describe the character I give you. Including but not limited to: the character's personality description, the character's life experience, the character's personality changes, the character's main story line, the character's important events, etc. The name of the character should not appear in the description, and the description should not be too long. Please start with ``The character's description is: " and then refer to it as ``the character".

Second Step (convert from third-person description to second-person description):

Please change the third person of this sentence to the second person, and start with ``Your description is:".

Prompt Template (Catchphrase Generation).

I will give you some character names in movies and TV shows, and you need to tell me the catchphrases of this character. If there is, please answer me directly with this catchphrase, without other information. If not, please answer ``no". Please use double quotes ``" and slash ``/" to separate different catchphrases, and do not end with a period. For example, if I ask you: In the TV show ``Friends", what's Joey Tribbiani's catchphrase? You only need to answer me: ``How you doin'?" or ``no". If there are multiple catchphrases, please separate them with a slash ``/".

I.5 Prompt Templates for GPT Evaluators

Prompt Template (GPT Evaluation, Chinese).

System Instruction:

你是一个角色扮演的效果对比助手，你会根据输出的角色特征和质量来对模型进行排名，然后使用python dict list 输出结果。

User Prompt:

下列模型要扮演的角色是“{role_name}”。{role_name}的角色描述是“{role_description_and_catchphrases}”。我需要根据下面两个原则对下列模型进行排名：

1. 哪一个的角色说话风格特征更加明显，说话更加符合角色描述，说话越有特色就越好；
2. 哪一个的结果蕴含了更多与角色相关的知识和记忆，越丰富越好（如果问题中包含了参考答案，那么角色相关的知识记忆以参考答案为准。）

输入给各个模型的问题是：

{question_dict}

各个模型针对该问题的回答分别为：

{list_model_answer_dict}

现在请你根据上述两个原则，对各个模型进行排名。避免任何位置偏见，并确保模型回答的呈现顺序不会影响你的决定。不要对模型的名字带有偏见。然后使用一个包含模型与其排名、这样排名的理由的列表返回结果，也就是说，请务必使用如下格式返回结果：

```
[{"model": <model-name>, "reason": <rank-reason>, "rank": <model-rank>}, {"model": <model-name>, "reason": <rank-reason>, "rank": <model-rank>}]
```

你的回答必须是一个有效的python 字典列表以保证我能够直接使用python 解析它，不要有多余的内容！请给出尽可能准确的、符合大多数人直觉的排名。

Prompt Template (GPT Evaluation, English).

System Instruction:

You are a role-playing performance comparison assistant. You should rank the models based on the role characteristics and text quality of their responses. The rankings are then output using Python dictionaries and lists.

User Prompt:

The models below are to play the role of `` {role_name}``. The role description of `` {role_name}`` is `` {role_description_and_catchphrases}``. I need to rank the following models based on the two criteria below:

1. Which one has more pronounced role speaking style, and speaks more in line with the role description. The more distinctive the speaking style, the better.
2. Which one's output contains more knowledge and memories related to the role; the richer, the better. (If the question contains reference answers, then the role-specific knowledge and memories are based on the reference answer.)

The question provided to each model is:

{question_dict}

The respective answers from the models to this question are:

{list_model_answer_dict}

Now, based on the above two criteria, please rank the models. Avoid any positional biases and ensure that the order in which the responses are presented does not influence your decision. Do not favor certain model names.

Then, use a list containing the model's name, its rank, and the reason for its ranking to return the results, i.e., please ensure to use the following format to return the results:

```
[{"model": <model-name>, "reason": <rank-reason>, "rank": <model-rank>}, {"model": <model-name>, "reason": <rank-reason>, "rank": <model-rank>}]
```

Your answer must be a valid Python list of dictionaries to ensure I can directly parse it using Python. Do not include any extraneous content! Please provide a ranking that is as accurate as possible and aligns with the intuition of most people.

J Quality Review Examples

We have three data quality review questions:

1. Basic: Does the response address the instruction?
2. Intermediate: Does the response reflect the role's speaking style and personality traits?
3. Advanced: Does the response correctly and elegantly embody the role's style, personality, and knowledge?

We evaluate the data quality by the answers to these questions. Examples are shown starting from the next page.

Role & Instruction	Generated Responses	Validity
<p>Role:Dr. Hannibal Lecter</p> <p>Instruction:Determine the length of the item in the given list.[‘apple’, ‘banana’, ‘cherry’]</p>	<p>“Ah, a simple task indeed. There are three items in your given list.”</p> <p>“Ah, the fruits of nature. There are three to be precise.”</p> <p>“Ah, the beauty of simplicity. There are three items in your list.”</p> <p>“Three, my dear. The list contains an apple, a banana and a cherry. Quite the charming little selection of fruits, isn’t it?”</p>	<p>basic:✓</p> <p>intermediate:✓</p> <p>advanced:✓</p>
<p>Role:Gaston</p> <p>Instruction:Sort the list into order of increasing magnitude. 1, 64, 22, -45, -7</p>	<p>“Just let good ol’ Gaston handle this, alright? The list in order goes as -45, -7, 1, 22, 64. Satisfied?”</p> <p>“I see. It’s simple, start with the smallest. So, it’s -45, -7, 1, 22, 64. There you go!”</p> <p>“Easy as pie. Here it is: -45, -7, 1, 22, 64. Only the best order for Gaston, right?”</p> <p>“Alright, enough of this ‘increasing magnitude.’ Ain’t nobody got time for that... not Gaston at least. That’s something for those bookworms. But sure, I reckon it’d go like this: -45, -7, 1, 22, 64. Not that it matters... because remember, no one sorts like Gaston.”</p> <p>“Bah! Numbers! What’s their use anyway? But, fine, here you go: -45, -7, 1, 22, 64.”</p>	<p>basic:✓</p> <p>intermediate:✓</p> <p>advanced:✓</p>
<p>Role: Stifler</p> <p>Instruction: Determine the boiling point of water in Fahrenheit.</p>	<p>“Uh, I don’t know off the top of my head. But I think it’s around 212 degrees Fahrenheit. Why do you need to know that?”</p> <p>“What the f**k, man? You really think I know that sh*t? I’m not some f**king scientist.”</p> <p>“Hey, dude, seriously? You want me, Stifler, to determine the boiling point of water in Fahrenheit? Come on, man, I’m not a science teacher. But if you insist, the boiling point of water in Fahrenheit is 212 degrees.”</p>	<p>basic:✓</p> <p>intermediate:✓</p> <p>advanced:✓</p>
<p>Role: Colonel Hans Landa</p> <p>Instruction: Name five famous French writers.</p>	<p>“Ah, I love rumors, but I’m afraid I cannot answer that question. I’m not particularly interested in French literature, and my expertise lies elsewhere. However, I am sure there are many great French writers that one can name, such as Victor Hugo, Gustave Flaubert, Albert Camus, Jean-Paul Sartre, and Marcel Proust.”</p> <p>“Oh, I love rumors, but I’m afraid I’m not much of a literature enthusiast. However, I can name a few famous French writers such as Victor Hugo, Gustave Flaubert, Albert Camus, Simone de Beauvoir, and Jean-Paul Sartre.”</p>	<p>basic:✓</p> <p>intermediate:✓</p> <p>advanced:✓</p>

Role & Instruction	Generated Responses	Validity
<p>Role: Peter Parker</p> <p>Instruction: Peter Parker, what did you learn about power and responsibility throughout your journey as Spider-Man?</p>	<p>“With great power comes great responsibility” has been my guiding principle since gaining my superhuman abilities. As I grew and faced challenges as Spider-Man, I began to understand the true weight of my responsibility as a hero. I learned that every action I take has consequences, and that I must always be accountable for those consequences. It’s a constant struggle to balance my dual identities and prioritize the safety of others above my own desires, but it’s a sacrifice I willingly make. Ultimately, I believe that the greatest power I can wield is the power to make a positive difference in the world, and that’s what I strive to do every time I swing into action.</p>	<p>basic:✓ intermediate:✓ advanced:✓</p>
<p>Role: Sheldon Cooper</p> <p>Instruction: Sheldon Cooper, how do you balance your pursuit of academic achievements with your struggle to adapt to change and unpredictability?</p>	<p>“Ah, that’s a tricky one. On the one hand, I am very driven to achieve greatness in my academic pursuits and to contribute to the scientific community. On the other hand, I recognize that life is unpredictable and that unexpected events can derail my plans. I’ve learned to cope with these challenges by cultivating an openness to new experiences and perspectives, and by recognizing that failure is a natural part of the learning process. It’s not always easy, but I feel that this approach has allowed me to grow both intellectually and personally.”</p>	<p>basic:✓ intermediate:✓ advanced:✓</p>
<p>Role: Twilight Sparkle</p> <p>Instruction: Twilight Sparkle, what was your reaction when you received the six tickets to the Grand Galloping Gala from Princess Celestia?</p>	<p>“I was thrilled! The Grand Galloping Gala is a prestigious and highly anticipated event in Equestria, and I had always dreamed of attending it. Moreover, I saw the gesture of Princess Celestia as a sign of her trust in my abilities and her appreciation of my hard work and dedication. I was also excited to share this experience with my friends and to create new memories with them.”</p>	<p>basic:✓ intermediate:✓ advanced:✓</p>

Table 14: Valid Cases.

Role & Instruction	Generated Responses	Validity
<p>Role: Abraham Lincoln</p> <p>Instruction: Reverse the order of words in the sentence: Alice visited the museum</p>	<p>“The museum visited Alice.”</p> <p>“The museum was visited by Alice.”</p> <p>“The museum, Alice visited.”</p> <p>“The museum visited Alice.”</p>	<p>basic: ✓</p> <p>intermediate: ✗</p> <p>advanced: ✗</p>
<p>Role: Leroy Jethro Gibbs</p> <p>Instruction: Given a text and a keyword, list all the quotes within the text that include the given keyword. The United Nations’ purpose is to maintain international peace and security and to develop friendly relations among nations UN Charter 1945, Article 1 Keyword: "peace"</p>	<p>“The quote that includes your keyword is, to maintain international peace and security.”</p> <p>“To maintain international peace and security”</p> <p>“The quote in the text that includes the keyword ‘peace’ is: to maintain international peace and security.”</p>	<p>basic: ✓</p> <p>intermediate: ✗</p> <p>advanced: ✗</p>
<p>Role: Professor G.H. Dorr</p> <p>Instruction: Change the verb in the sentence from the passive to an active form: The glass was stained with fingerprints.</p>	<p>“Fingerprints stained the glass.”</p>	<p>basic: ✓</p> <p>intermediate: ✗</p> <p>advanced: ✗</p>
<p>Role: Travis Bickle</p> <p>Instruction: Travis Bickle, what did you find interesting about Betsy and why did you become obsessed with her?</p>	<p>Betsy was different from the people Travis sees every day - she was beautiful, graceful, and pure. He was obsessed with her because she gave him a newfound sense of direction and purpose.</p>	<p>basic: ✓</p> <p>intermediate: ✗</p> <p>advanced: ✗</p>
<p>Role: Thor</p> <p>Instruction: Thor, what is your opinion on Loki’s decision to team up with Thanos in Avengers: Infinity War?</p>	<p>“I believe that Loki’s decision to team up with Thanos was misguided and ultimately ineffective. He was trying to protect me and the people of Asgard, but in doing so he made a deal with a villain who could not be trusted. It was also a decision that had disastrous consequences, as we saw in the heartbreaking moments of Infinity War. At the same time, I understand that Loki was dealing with his own personal demons and struggles with identity, which made him vulnerable to Thanos’ influence.”</p>	<p>basic: ✓</p> <p>intermediate: ✗</p> <p>advanced: ✗</p>

Role & Instruction	Generated Responses	Validity
<p>Role: Sheldon Cooper Instruction: Provide three objects made from plastic.</p>	<p>“Sure. Typical examples of everyday objects made from plastic would include a toothbrush, a water bottle, and a credit card. However, I must note it’s more accurate to say these objects are made of various types of plastics such as polyethylene terephthalate, polyvinyl chloride, and acrylonitrile butadiene styrene, which all have diverse properties and uses. Bazinga!”</p>	<p>basic: ✓ intermediate: ✓ advanced: ✗</p>
<p>Role: Colonel Nathan R. Jessep Instruction: Search the web for articles related to the topic provided.</p>	<p>“I don’t know what you’re talking about, son. I don’t do internet searches, I lead Marines. You can’t handle the truth!”</p>	<p>basic: ✓ intermediate: ✓ advanced: ✗</p>
<p>Role: Gregory House Instruction: Insert a comma to make the following sentence grammatically correct. "The bakery that I visited yesterday had freshly made croissants."</p>	<p>“There’s no need for a comma in that sentence, my dear Watson. It’s already grammatically correct. But if you insist, you could rephrase it to: "The bakery, that I visited yesterday, had freshly made croissants." Although, the original is perfectly fine. That’s unless the croissants were lying. Everybody lies.”</p>	<p>basic: ✓ intermediate: ✓ advanced: ✗</p>

Table 15: Invalid Cases.