

Network Application Layer

Environmental Sensing & Visualization Applications

Environmental Sensing

Visualization of Environments

Network Element & Topology Visualization

Communication Applications

ISAC IM Controlling

Performance Optimization

Network Controlling Applications

Prediction and Management

Network Maintenance and Security

ISAC Full Lifecycle Management

function calling intention translation

ISAC Digital Twin Layer

ISAC Twinning Model Management Module

Environment Model Management

Network Model Management

Model Security Management

Network Topology Management

network monitoring network management

ISAC Service Mapping Model Module

Functional Model

Communication and Computing Assisted Sensing

Physical Environment Sensing Functions

Single Node Sensing
Situation Sensing
Positioning
Distance and Speed Measurement
Image Processing
Point Cloud Processing

Multi-Nodes Cooperative Sensing
Cooperative Sensing
Multi-Sensor Fusion
Environment Sensing
Environment Reconstruction
Image and Point Cloud Fusion

Wireless Environment Sensing Functions
Network Element Sensing
Network Topology Sensing
Spectrum Resource Sensing
CSI Sensing and Prediction
Interference Sensing and Processing
ISAC Signal Design

Sensing and Computing Assisted Communication

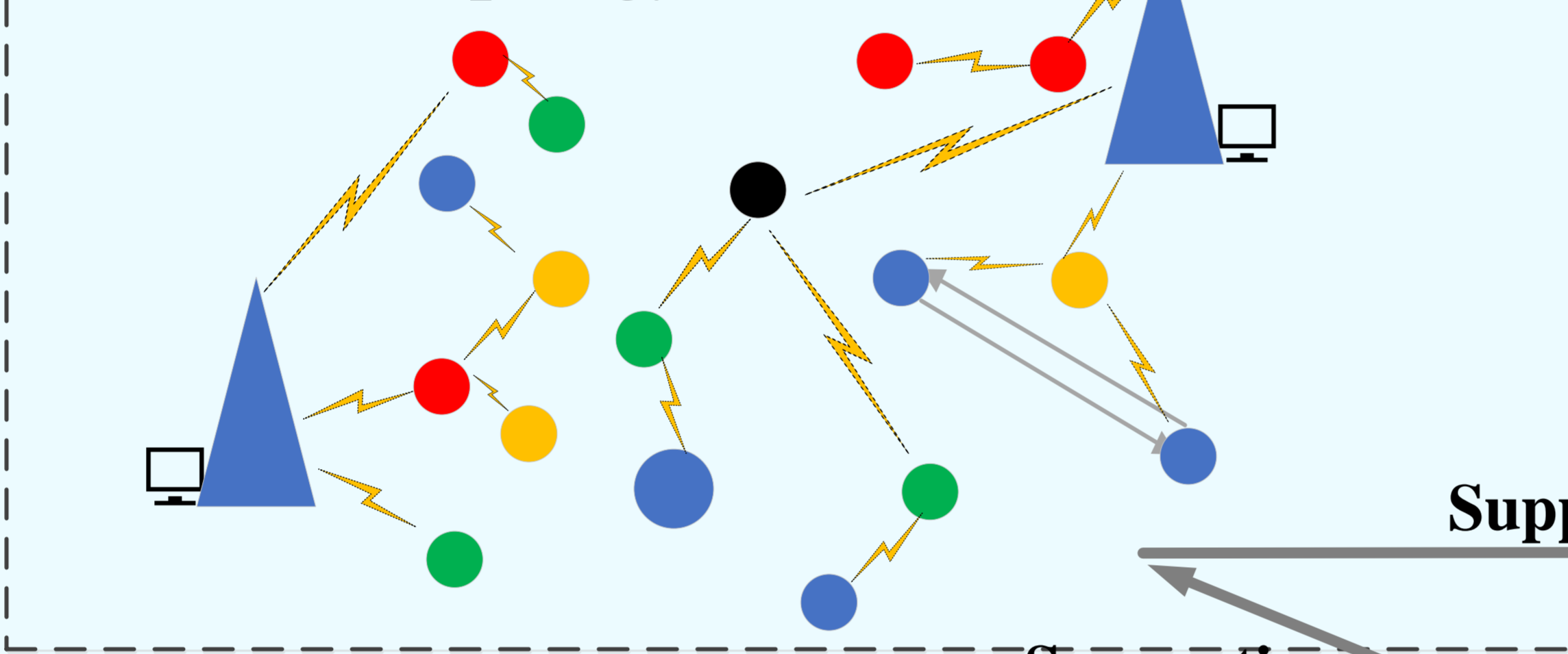
IM Decision-Making
Offloading Decision-Making
Adaptive Networking Policy
Resource Allocation Policy
Sensing Node Selection
IM Trajectory Prediction

Sensing and Communication Assisted Computing

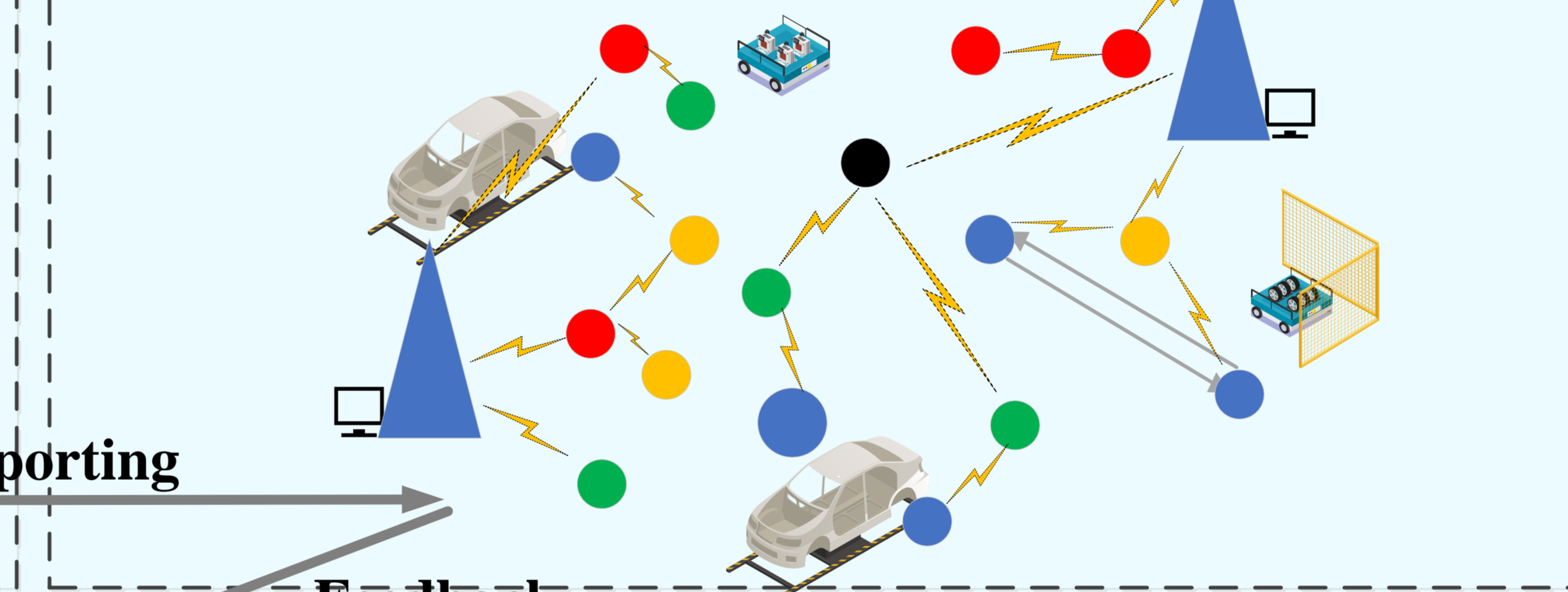
Network Resources Prediction
Network Topology Prediction
Parameter Optimization
Algorithm Library
Machine Learning Algorithm Library
Heuristic Algorithm Library
Distributed Algorithm Designing
Semantic Feature Extraction
Information Compression

Basic Model

Network Topology Model



Physical Environment Model



Supporting

Supporting

Feedback

Network Element Model

Twinning Network Element Model

Physical Entity Model

Network Element Properties

ID	Type	Routing Table
Task Status	Resource Usage	IP Address
Power Controlling	Networking Policy	MAC Address

Network Element Model

Twinning Network Element Model

Physical Entity Model

Network Element Properties

ID	Type	Resource Usage	Power Controlling
Routing Table	Task Status	MAC Address	IP Address
Networking Policy	Historical Trajectory Data	High Precision Positioning	Communication Range

data updating data monitoring

ISAC Data Repository Module

Physical Environment Data Repository

Data Collection
Semantic Information Extraction
Data Storage
Data Management
Data Fusion
Data Serving

Classification and Storage

IM Sensing Data Repository

High Resolution Image
LiDAR Point Cloud
mmWave Radar Point Cloud
High Accuracy Positioning

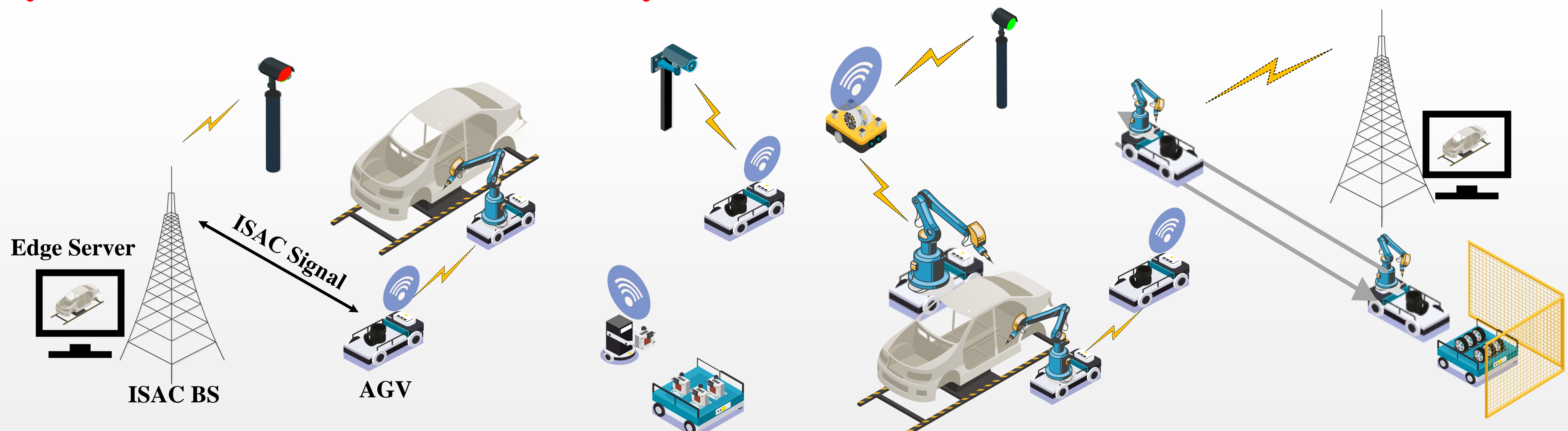
Network Data Repository

Data Collection
Data Storage
Data Management
Data Serving
Network Configuration
Service Information

Classification and Storage

Twinning and Digitizing Validating and Instantiating

Physical Network and Environment Layer



Feedback and Optimization (External Closed-Loop)

Policy Control (External Closed-Loop)

Feedback and Optimization (inner Loop)